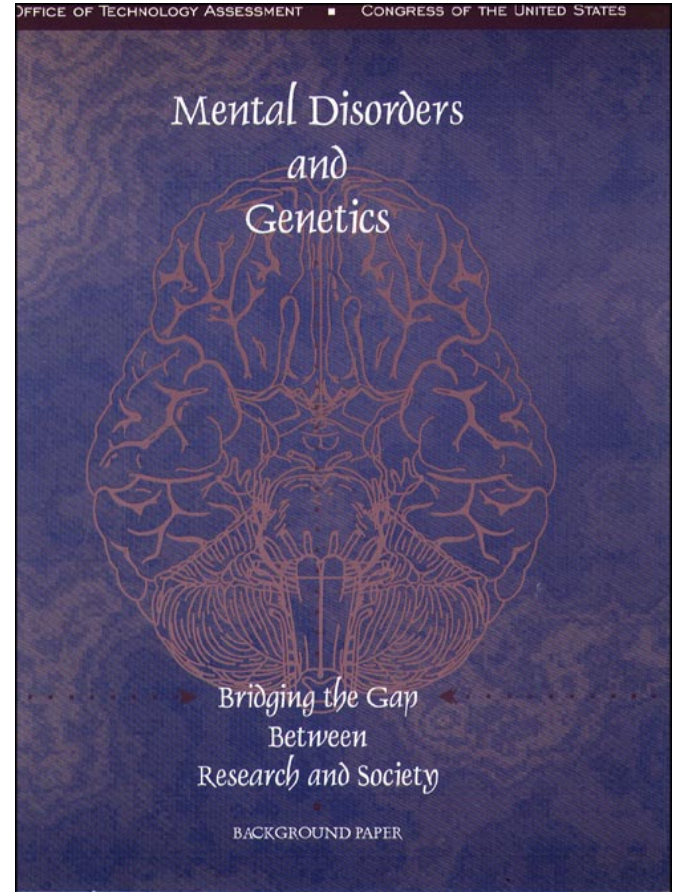


*Mental Disorders and Genetics: Bridging
the Gap Between Research and Society*

September 1994

NTIS order #PB95-109690

GPO stock #052-003-01392-4



Recommended Citation: U.S. Congress, Office of Technology Assessment, *Mental Disorders and Genetics: Bridging the Gap Between Research and Society*, OTA-BP-H-133 (Washington, DC: U.S. Government Printing Office, September 1994).

For sale by the U.S. Government Printing Office
Superintendent of Documents, Mail Stop: SSOP, Washington, DC 20402-9328
ISBN 0-16-045287-2

Foreword

Technological advances in genetics drive the search for mental disorder genes. Although the research results have been complicated and, at times, confusing, some important discoveries have emerged. Researchers have located and identified genes associated with Alzheimer's disease. A sound and extensive bank of data provides evidence for the role of genetic factors in schizophrenia and major mood disorders. Other, albeit fewer data lend support to the hypothesis that genetic factors contribute to panic and obsessive-compulsive disorders.

What we know about the genetics of mental disorders, and what we may learn, has implications for research, clinical practice, and society-at-large. A workshop cosponsored by the Office of Technology Assessment and the National Institute of Mental Health focused on these implications. It was prompted by the 1992 report *The Biology of Mental Disorders*, which was requested by House Committees on Appropriations; Energy and Commerce; Science, Space, and Technology; Veterans Affairs; and the Senate Subcommittee on Science, Technology, and Space of the Committee on Commerce, Science, and Transportation. Senator Edward M. Kennedy, Chairman of the Senate Committee on Labor and Human Resources, also endorsed the 1992 report request. This background paper relays the workshop participants' discussion, augmenting it with other information sources. OTA gratefully acknowledges the assistance of workshop participants as well as other experts who assisted with this work. But as with all OTA products, responsibility for the content is OTA'S alone.

A key focus of the workshop was the impact of genetic research on people with mental disorders and their family members. Workshop testimony made clear that they want to know the latest research discoveries. They are encouraged by research progress and the possibility of improved treatment. They worry about the genetic risk for a serious mental disorder that their family members face. They want to be more equal partners in research. They welcome the de-stigmatizing influence of biomedical research. Yet they fear its potential abuse. However, as the background paper title suggests, a gap separates research-derived information on genetics and mental illness from the people who desire it. This background paper offers one resource in closing this gap.



ROGER C. HERDMAN
Director

Project Staff

Clyde J. Behney

Assistant Director, OTA

Sean R. Tunis

Health Program Director

ADMINISTRATIVE STAFF

Beckie Erickson

Office Administrator

Carolyn Martin

Word Processing Specialist

Daniel B. Carson

PC Specialist

Carolyn Swarm

PC Specialist

LAURA LEE HALL

Project Director

Jacqueline T. Keller

Research Analyst

Arna M. Lane

Editor

PUBLISHING STAFF

Mary Lou Higgs

Manager, Publishing Services

Denise Felix

Production Editor

Dorinda Edmondson

Electronic Publishing Specialist

Susan Hoffmeyer

Graphic Designer

Contents

- 1 Introduction 1**
 - Emergent Workshop Themes **6**
 - Chapter 1 References 7


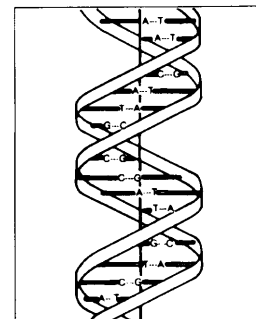
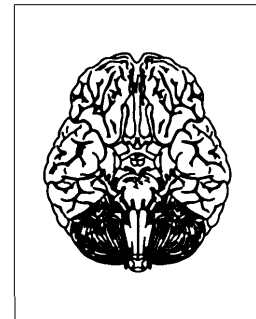
- 2 Research Results 9**
 - Genetic Research Primer **10**
 - Alzheimer's Disease 12
 - Schizophrenia 14
 - Major Mood Disorders 17
 - Panic Disorder 19
 - Obsessive-Compulsive Disorder **20**
 - Summary and Conclusions 21
 - Chapter preferences **24**

- 3 implications for Society 29**
 - Ethics and Research 30
 - Genetic Counseling **36**
 - Public Perceptions and Social Implications 44
 - Summary and Conclusions **49**
 - Chapter preferences 50

APPENDIXES

A Workshop Participants 55

B Acknowledgments 57



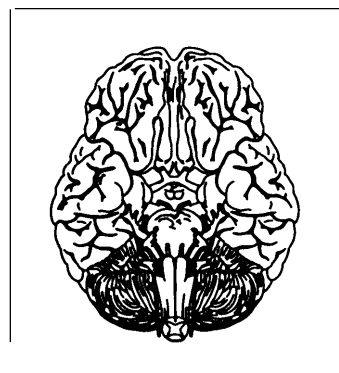
Introduction | 1

In January 1993, the Office of Technology Assessment (OTA) and the National Institute of Mental Health (NIMH) convened a workshop-Understanding the Role of Genetic Factors in Mental Illness: Bridging the Gap Between Research and Society (box 1-1). It reportedly is the first comprehensive discussion focused specifically on the implications of genetics and mental disorders research (5).

All participants acknowledged that the subject of genetics and mental disorders is a complex, consequential, and controversial one. Researchers have long examined the role of inheritance in mental disorders, accumulating evidence over the course of this century. Fast-paced advances in genetics in the 1980s catalyzed more intense interest in the inheritance of mental disorders, and researchers brought to bear new and powerful research tools on these seemingly unfathomable diseases.

The result was exhilarating optimism followed by intense skepticism. The locations of genes linked to bipolar disorder, Alzheimer's disease, and schizophrenia were announced to much fanfare. Media attention and optimism soon plummeted, however, when emerging data proved perplexing, some findings were retracted, and further progress evaded researchers. Naysayers condemned outright the idea that genes contribute to mental disorders at all.

That the genetics of mental disorders would prove difficult to resolve comes as no surprise to long-time experts in the field. "The primarily negative results. . . have led some to become pessimistic. However, I cannot share this pessimism. As a scientist committed to solving this problem, I have always believed that finding genes for schizophrenia would not be easy" (10). What does give cause for alarm is the either-or reduction of this issue:



2 | Mental Disorders and Genetics: Bridging the Gap Between Research and Society

BOX 1-1: Agenda for the OTA-NIMH Workshop

Understanding the Role of Genetic Factors in Mental Illness: Bridging the Gap Between Research and Society

AGENDA

Thursday ~~afternoon~~ January 21, 1993

1:00-1:30 Opening Remarks

Herbert Paroles, M. D., Workshop Chair
Frederick K. Goodwin, M. D., Director, NIMH
Roger Herdman, M. D., Assistant Director, OTAI
Laura Lee Hall, Ph. D., Senior Analyst, OTA
Kate Berg, Ph. D., Schizophrenia Research Branch, NIMH

1:30-1:45 introduction of Workshop Panelists

1:45-3:15 Current Scientific Understanding of Genetic Factors in Mental Disorders

That genetic factors contribute to major mental disorders has been established by various types of studies. However, the extent and nature of the genetic input have not been established and are the subject of intensive research. During the discussion, panelists will consider the following questions:

What is the evidence that severe mental disorders—schizophrenia, major mood and anxiety disorders, and Alzheimer's disease—have a genetic component?

What models exist to explain the genetic contribution? What are the limits of these models?

What is the status of linkage analysis studies of mental disorders?

3:30-5:00 Scientific Findings and Recurrence Risks

Even without complete understanding of the precise role that genetic factors play in major mental disorders, individuals with these conditions and their family members have begun requesting information on recurrence risk. In their discussion, panelists will consider the following questions:

Based on current data, what information about recurrence risks can be given?

What are the limitations of recurrence risk information?

Will genetic tests for major mental disorders be available in the near future?

What concerns surround the relay of information concerning genetic risk for a mental disorder?

5:00-5:15 Comments by Workshop Observers

5:15-5:30 Summary by Dr. Paroles

Friday, January 22, 1993

9:15-9:30 Opening Remarks by Dr. Paroles

9:30-10:45 The Genetic Counseling Milieu

Inevitably, the relay of information on health and genetic status in the clinical setting is laden with challenges. These challenges are amplified in the case of the genetics of mental disorders, in which the con-

¹Dr Herdman was appointed director of OTA in May 1993

BOX 1-1 continued: Agenda for the OTA-NIMH Workshop

tribution of both genetic and nongenetic factors is not yet completely understood. The panelists will address the issues that surround the relay of this information in the clinical setting, including the following questions:

What is the utility of genetic counseling for mental disorders given the current state of knowledge?

What benefits and limits do various professions—psychiatry, genetic counseling, social work—bring to genetic counseling for mental disorders?

What additional training may be needed to help care-providers remain current in their understanding of the genetic factors involved in mental disorders?

What family planning considerations emerge—e.g., varying perceptions of burden of illness, pregnancy and child-bearing issues?

11:00-12:15 Perceptions of Genetics and Mental Illness

Ignorance of and negative attitudes attached to mental illness abound in our society. Actual information about the genetic components of mental disorders counters many of the erroneous and cruel perceptions about the causes of these conditions. However, the complexity of the genetics of mental illness, and the interplay of nongenetic factors, impedes the easy relay of accurate information. In their discussion, panelists will consider the following questions:

Given the potency of reports about gene discoveries, how best can research results be disseminated to the scientific and lay press?

What lessons can be drawn from experience with the stigmatization of other genetic illnesses?

Are there needs for pro-active efforts to accurately educate the public on these issues?

1:30-3:15 Ethical and Legal Issues

Ethical and legal issues often arise with scientific advances. Genetic research in mental illness is no exception. Questions arise in relation to the actual collection of data, the way in which data are perceived, the context of clinical practice, and the broader social sphere. In discussing relevant ethical and legal concerns, the panelists may consider the following questions:

What ethical and legal issues surround pedigree studies? What safeguards can be incorporated to protect subject rights without obstructing needed research?

Are there special informed consent issues involving patients+ children, patients with dementia, actively psychotic patients?

What issues are raised by subject recruitment?

Who should have access to information on patients' and family members' current or future health and genetic status that is unveiled in research? Researchers? Institutions funding and supporting research? Other family members? Subjects themselves? Personal clinicians? Insurance companies or employers?

3:30-5:15 An Agenda for Future Research

Given the current state of knowledge and the discussion at the workshop, what kinds of basic, clinical, and social science research are possible? Needed?

5:15-5:30 Comments by Workshop Observers

5:30-5:45 Concluding Comments by Dr. Paroles

schIzoPhrenia and GENETIC RISKS

A GUIDE TO GENETIC COUNSELING

*for patients,
their families,
and
mental health workers*

by

**Irving I. Gottesman, Ph.D.
and
Steven O. Moldin, Ph.D.**



National Alliance for the Mentally Ill

The National Alliance for the Mentally Ill (NAMI) published the second printing of this 11-page pamphlet on schizophrenia and genetic risks in 1992. The NAMI pamphlet represents one of the few, if not the only, source of information for people with mental disorders, their family members, and mental health care providers. The text of this unique resource describes genetic counseling, schizophrenia, and what is known about the inheritance of this condition.

“the mental disorder gene has been found” versus “no genetic contribution exists at all.” Vacillating between jubilant claims of successful gene finds and reactionary doubts impedes the sophisticated and tenacious pursuit needed for a better understanding of the genetic and nongenetic factors involved in mental disorders. As noted by leading geneticists, “the main thrust of modern molecular medicine is towards precisely defining etiology both at the molecular level and at the level of interplay between genes and environment” (6).

The prevailing controversy also obscures the implications of this research for people with mental disorders and their families. Representatives from NIMH and consumer organizations testify to the increasing number of consumer requests for information about the genetics of mental disorders (1,4). Little communication of data from researchers to clinical care-providers and consumers occurs. The ethical and social implications emerging from the conduct of research and research results have received even less notice, in contradistinction to genetic research in general (box 1-2).

The workshop follows up on a 1992 OTA report—*The Biology of Mental Disorders*—requested by several House Committees and endorsed by Senator Edward M. Kennedy, Chairman of the Senate Committee on Labor and Human Resources (11). The report reviewed data concerning the contribution of genetic factors to several severe mental disorders, described methodologies used in the studies, and broached several policy issues relevant to this area of research. NIMH, with its ongoing and substantial support for research into the genetics of mental disorders (table I-1), as well as its interests in related areas of public policy, supported further exploration of the issues raised by genetic research. Building on this base, the OTA-NIMH workshop attended to four major topics:

- the current understanding of genetic factors in mental disorders, including Alzheimer’s disease, schizophrenia, major mood disorders, panic disorder, and obsessive-compulsive disorder;
- ethical issues in research;
- the communication of genetic information in the clinical setting; and
- perceptions and social implications of genetics and mental disorders.

¹Requesters included the House Committees on Appropriations; Energy and Commerce; Science, Space, and Technology; Veteran Affairs; and the Senate Subcommittee on Science, Technology, and Space of the Committee on Commerce, Science, and Transportation.

BOX 1-2: The Ethical, Legal, and Social Issues Programs of NIH and DOE

Since fiscal year 1988, Congress and the executive branch have made a commitment to determine the location of all human genes (e.g., as has been done for sickle cell anemia, cystic fibrosis, and Tay-Sachs disease). The Human Genome Project is estimated to be a 15-year, \$3-billion project. It has been undertaken with the expectation that enhanced knowledge about genetic disorders, increased understanding of gene-environment interactions, and improved genetic diagnoses can advance therapies for the 4,000 or so currently recognized human genetic conditions.

To address the ethical, legal, and social issues of the Human Genome Project, and to define options to address them, the National Institutes of Health (NIH) and the Department of Energy (DOE) each funds an Ethical, Legal, and Social Issues (ELSI) Program. Funds for each agency's ELSI effort derive from a set-aside of 3 to 5 percent of appropriations for the year's genome initiative budget. In fiscal year 1991, DOE's ELSI spending was \$1.44 million (3 percent); in fiscal year 1992, \$1.77 million (3 percent). Its fiscal year 1993 spending was targeted at \$1.87 million. NIH's ELSI spending for fiscal years 1990 and 1991 has been \$1.56 million (2.6 percent) and \$4.04 million (4.9 percent) respectively. NIH's ELSI spent \$5.11 million (5 percent) for fiscal year 1992 and aimed to spend \$5.30 million in fiscal year 1993 (5 percent).

ELSI funds bioethics research related to the Human Genome Project to expand the knowledge base in this area. The program operates in the model of peer review competition for grant funds. The ELSI Working Group, which advises both programs, initially framed the agenda and established priority research areas. Nevertheless, the nature of grant programs means the ultimate direction evolves from the bottom up—i.e., from the individual perspectives of researchers pursuing independent investigations—rather than from the top down—i.e., through policy makers or an overarching federal body. Furthermore, no formal mechanism exists for ELSI-funded research findings to directly make their way back into the policy process. And although the ELSI programs have a large funding base for grants, they lack resources for in-house policy analysis. The ELSI Working Group, however, has played a role in policy analyses related to genetics and the Americans With Disabilities Act, cystic fibrosis carrier screening, and genetic research involving several family members.

SOURCE U.S. Congress, Office of Technology Assessment, Biomedical Ethics U.S. *Public Policy—Background Paper*, OTA-BP-BBS-105 (Washington, DC U.S. Government Printing Office, June 1993).

The text of this background paper recounts the workshop discussion, supplementing it with information from the previous OTA report and new research data and sources.

We can conclude that genetic factors contribute to many of the major mental disorders discussed in this report. Indeed, researchers have located and in some cases identified specific genes involved in Alzheimer's disease. The consistent evidence for a genetic contribution to schizophrenia and major mood disorders, together with the rapid advances in molecular genetics, makes continued research in this area a promising endeavor. But progress is likely to be slow, given the complexity of these conditions.

Workshop panelists agreed that what we currently know about the genetics of mental disorders has implications for our society. Genetic research into mental disorders raises ethical issues for people with these conditions and their family members who participate in such studies; these issues warrant ongoing consideration. Individuals with mental disorders and their family members seek information about the risk of mental disorders that their other family members or offspring may face. Available data can shed light on this risk. But such information is generally not specific or detailed. Furthermore, most mental health care-providers and genetic counselors are not equipped to offer genetic counseling services for

TABLE 1-1: NIMH Genetic Research Investment for Fiscal Year 1991^a

	Total costs of genetic research	Number of grants	Percentage of total budget
Division of Clinical Research	\$25,629,833 ^b	88	15.0
Division of Basic Brain and Behavioral Sciences	13,351,201	55	10.9
NIMH total	38,981,034	143	8.7

^aThese figures represent funding for research where the primary focus is human genetics of mental disorders. ^bOf this figure, \$2,060,812, or 8.14 percent, of the Division of Clinical Research's genetic budget is devoted to Diagnostic Centers Cooperative Agreements.

SOURCE: National Institute of Mental Health, 1992.

mental disorders. Finally, many individuals with mental disorders and their family members find comfort in the ongoing pursuit of genes involved in mental disorders. These genetic advances as well as society's perception of them could present problems, however, if used in a discriminatory fashion.

EMERGENT WORKSHOP THEMES

While the workshop discussion considered a variety of topics, a few themes emerged that imbued nearly each subject brought up by the workshop participants:

- the transitional stage of research;
- the specious but persistent nature-versus-nurture debate;
- family as a key focus of concern;
- negative attitudes attached to mental disorders; and
- the information gap.

The transitional stage of research. Several workshop participants acknowledged that research of the genetics of mental disorders has entered a transitional stage, characterized by rapid technological developments, complex research issues, and unpredictable course. Difficulties presented by the research stubbornly persist. Although several experts have adeptly described the problems that originally beset linkage analysis of mental disorders, no one can fully explain the nonreplication and reversal of results character-

istic of the field to date (3,8,9). Also, scientists grapple with fundamental issues—diagnostic categories, subtypes of disorders, and the best-fitting genetic models—as they fashion more sophisticated hypotheses. These questions juxtapose continued efforts and advances. Research tools are evolving rapidly. Scientists can more promptly confirm or disclaim data implicating a link between a genetic location and mental disorder. Researchers resolutely trudge forward with linkage studies, collecting data and specimens from large, extended families and other pedigree types.

This transitional stage does not negate the accrued evidence from family, twin, and adoption studies strongly supporting a genetic contribution to some mental disorders. Rather, this stage implicates the complexity of these conditions and their underlying causes. It also complicates decisions about research support, educational efforts, and speculation about social implications.

The specious nature-versus-nurture debate. As already noted, this debate persists. Scientists, commentators, and analysts often frame data from research in all-or-nothing terms: a single gene completely explains a disorder or genes have no impact whatsoever on these conditions. Rebutting such simplistic conclusions, data point to heterogeneous causes, including genetic and nongenetic factors, at play in mental disorders. Nonetheless, nature-versus-nurture sloganeering too frequently holds sway in media presentations and analyses.

This false polarization fuels continued controversy, fear, and ignorance, thus compelling the dissemination of factually correct information.

Family as a key focus of concern. When talking about genetics, one is necessarily talking about families. Research studies involve not just a single participant; whole families may participate. Family members and prospective spouses may seek information about the risk of mental disorder in offspring. Public policies about insurance coverage and employment impact on people with mental disorders and family members alike. Unfortunately, policies that guide the way in which research is performed, clinical information is relayed, and legislation is fashioned have yet to grapple fully with family involvement.

Negative attitudes attached to mental disorders. No discussion of mental disorders can ignore the stigma and discrimination attached to these conditions. Although attitudes are apparently improving (2), often people with mental disorders are feared, avoided, and disparaged (for review of data, see 11,12). Their family members have long stood accused of poor parenting or neglect. This reality of mental disorders colored every issue discussed at the workshop, including family support for research, concerns about privacy of research and clinical information, and skepticism among consumers and other analysts about the application of genetic technology.

The information gap. Complex data, controversy, and negative attitudes result all too often in ignorance and misinformation about mental disorders and genetics. Workshop panelists pointed out the many faces of this information gap. People with mental disorders and their family members hunger for information on genetic research to help them make sense of their condition and the confusing reports that appear in the media. In order to provide this information to consumers, mental health care-providers need a better understanding of genetic data as well as the principles of genetic counseling; genetic counselors require information on mental disorders. Researchers and panels reviewing research ethics require information on the risks and unique issues presented by genetics and mental disorders. Members of the press also

need accurate and understandable information to assist them in gaining perspective on newly reported findings (7). Finally, accurate information directed at society at large—about genetics and mental disorders—may help prevent or at least diminish injurious social perceptions and policies.

CHAPTER 1 REFERENCES

1. Berg, K., remarks at "Understanding the Role of Genetic Factors in Mental Illness: Bridging the Gap Between Research and Society," a workshop sponsored by the Office of Technology Assessment and the National Institute of Mental Health, Washington, DC, Jan. 21-22, 1993.
2. Burgmann, F. D., Executive Vice President, National Depressive and Manic Depressive Association, Chicago, IL, personal communication, July 30, 1994.
3. Cox, D. R., remarks at "Understanding the Role of Genetic Factors in Mental Illness: Bridging the Gap Between Research and Society," a workshop sponsored by the Office of Technology Assessment and the National Institute of Mental Health, Washington, DC, Jan. 21-22, 1993.
4. Flynn, L., remarks at "Understanding the Role of Genetic Factors in Mental Illness: Bridging the Gap Between Research and Society," a workshop sponsored by the Office of Technology Assessment and the National Institute of Mental Health, Washington, DC, Jan. 21-22, 1993.
5. Leshner, A., remarks at "Understanding the Role of Genetic Factors in Mental Illness: Bridging the Gap Between Research and Society," a workshop sponsored by the Office of Technology Assessment and the National Institute of Mental Health, Washington, DC, Jan. 21-22, 1993.
6. McGuffin, P., Owen, M. J., O'Donovan, M. C., et al., *Seminars in Psychiatric Genetics* (London, UK: Gaskell, 1994).
7. Nelkin, D., remarks at "Understanding the Role of Genetic Factors in Mental Illness: Bridging the Gap Between Research and So-

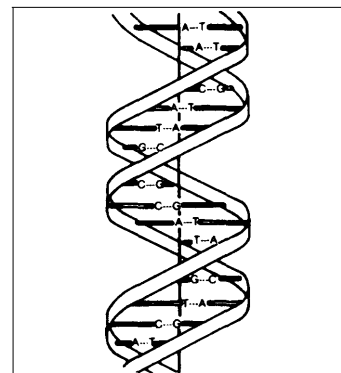
- ciety,” a workshop sponsored by the Office of Technology Assessment and the National Institute of Mental Health, Washington, DC, Jan. 21-22, 1993.
8. Risch, N., “Genetic Linkage and Complex Diseases, With Special Reference to Psychiatric Disorders,” *Genetic Epidemiology* 7:3- 16, 1990.
 9. Risch, N., remarks at “Understanding the Role of Genetic Factors in Mental Illness: Bridging the Gap Between Research and Society,” a workshop sponsored by the Office of Technology Assessment and the National Institute of Mental Health, Washington, DC, Jan. 21-22, 1993.
 10. Tsuang, M.T., Professor of Psychiatry and Director of Psychiatric Epidemiology and Genetics, Harvard University, Cambridge, MA, personal communication, May 9, 1994.
 11. U.S. Congress, Office of Technology Assessment, *The Biology of Mental Disorders*, OTA-BA-538 (Washington, DC: U.S. Government Printing Office, September 1992).
 12. U.S. Congress, Office of Technology Assessment, *Psychiatric Disabilities, Employment, and the Americans With Disabilities Act*, OTA-BP-BBS-124 (Washington, DC: U.S. Government Printing Office, March 1994).

Research Results 2

Discovery of the chromosome location of the Huntington's disease gene more than 10 years ago marked a turning point in genetic research (25). Advances in molecular genetics permitted the extensive search of human chromosomes for specific disease genes. This approach has since dominated the study of genetic diseases, with some stunning results. Locating more than one human gene each day, in the past year alone, researchers have zeroed in on genes linked to Lou Gehrig's disease (amyotrophic lateral sclerosis or ALS), a common form of colon cancer, and others. Upon learning the genetic address of disease genes, not only have diagnostic tests been developed for several conditions (e.g., cystic fibrosis and Huntington's disease), but the very nature of some of the gene defects has been exposed and medical treatment based on gene replacement is under intensive investigation.

Without a doubt, molecular genetics is transforming medicine. The revolution in genetics also has influenced mental disorders research. The search for genes linked to schizophrenia, bipolar disorder (manic-depression), and other mental disorders seemingly found early success, the results of which were highly publicized. But with the exception of Alzheimer's disease, the location of a mental disorder gene has yet to be confirmed.

How should we interpret the current status of mental disorders genetics? Do mental disorders have a genetic component? If so, how big a role do genes play in these conditions and how are they transmitted? Any discussion of the clinical and social implications of mental disorders genetics necessarily begins with an accurate understanding of the scientific data. Discussion at the first day of the workshop sponsored by the Office of Technology Assessment (OTA) and the National Institute of Mental Health



(NIMH) focused on data characterizing the inheritance of Alzheimer's disease, schizophrenia, major mood disorders, panic disorder, and obsessive-compulsive disorder. Following an overview of some basic genetic concepts and research techniques, this chapter summarizes what we know about the inheritance of these mental disorders.¹

GENETIC RESEARCH PRIMER

Although molecular genetics and the search for specific genes have upstaged other approaches, classical research methods—family studies, twin studies, and adoption studies—are the mainstay of mental disorders genetics (table 2-1) (box 2-1). Characterization of the prevalence and pattern of traits among related individuals helps illuminate their genetic basis, addressing the following questions: Are these traits inherited? What is the relative contribution of genetic versus nongenetic factors? What is the pattern of inheritance? The genetic bottom line—the relative influence of inherited factors—merge from these classical studies.

Classical genetic studies are critical for understanding the inheritance of a trait or disorder; they cannot locate or characterize specific genes. For this reason, as well as technological advances, linkage analysis has become the lodestar of mental disorders genetics. By investigating the distribution of DNA markers and disorders among family members, linkage analysis provides a method for identifying the location of disease genes. Linkage analysis can determine whether a single gene makes a major contribution to a trait and where that gene is located. Based on knowledge of the chromosome location, researchers can narrow in on a gene in a process known as *positional cloning*. Where little knowledge of the underlying cause or molecular mechanism of action in a disorder exists—as is the case in most mental

disorders—linkage analysis is especially appealing. However, a variety of factors complicate linkage analysis of many mental disorders, including the likely involvement of multiple causes, their complex patterns of inheritance, and uncertainty as to what is inherited and how (see references 54,64 for detailed discussion). Thus, alternative methods for finding genes associated with mental disorder are of interest.

The sib pair method can be used in the search for genes linked to mental disorders. This approach is based on the premise that if a genetic marker and a trait (a disease or biological marker, for instance) are linked, pairs of siblings (or other affected relative pairs) who share a trait will be more likely to have the same genetic marker than would be expected by chance. The sib pair method offers some significant advantages in mental disorders research: it does not require prior knowledge of how a trait is inherited—which is generally lacking in mental disorders—and it does not require large, multigenerational families with many afflicted members—which are relatively difficult to locate in mental disorders (40,54). The robustness in detecting linkage in the face of ignorance of the genetic mode of transmission comes with a price, however: less sensitivity. That is, it may fail to detect a linked gene. Furthermore, the sib pair method still requires a gene that has a large effect on a condition.

Association studies offer another approach to identifying genes that influence mental disorders. This method examines gene variation and disease in patient samples and controls. Important for behavioral traits in general and perhaps mental disorders specifically, association studies can detect genes playing a minor role in a disorder. Association studies are most useful when candidate genes—genes suspected a priori of playing a role in a condition—are available; systematic search for association throughout the genome is not yet

¹ The chapter offers neither a detailed discussion of methodological issues nor an exhaustive listing of mental disorders linkage studies. The reader is referred to reference number 64 for such information.

TABLE 2-1: Classical Approaches to the Study of Mental Disorder Inheritance

Type of study	Definition	Information that may be derived	Limits of approach
Family studies	Consider whether a trait runs in a family.	<p>Showing that a trait is more prevalent among relatives of an affected individual than in a control population suggests the importance of genetic factors.</p> <ul style="list-style-type: none"> •The observation that a trait is more common among first-degree relatives-parents, siblings, and offspring-than more distant ones is consistent with a genetic hypothesis. •The way in which a trait is distributed among family members may also elucidate the mode of inheritance. 	<ul style="list-style-type: none"> •Showing the familial nature of a trait is necessary but not sufficient for proving it is inherited; such data do not conclusively demonstrate the genetic basis of a trait, since family members share not only genes but also their environment.
Twin studies	Compare how often identical twins, who are genetically identical, and fraternal twins, who have the genetic similarity of nontwin siblings, are similar, or concordant, for a trait.	<ul style="list-style-type: none"> •A higher concordance rate for a trait among identical twins versus fraternal twins usually demonstrates a genetic basis for the trait. •The absence of 100 percent concordance among identical twins shows that nongenetic factors also play a role in producing the trait. 	<ul style="list-style-type: none"> •Raise issues around the way in which twins are sampled; the assumption that identical and fraternal twins experience the environment identically; the definition of concordance; and the statistical methods for measuring concordance.
Adoption studies	<p>Focus on adopted individuals and their adoptive and biological families. In three commonly used research designs:</p> <ul style="list-style-type: none"> •the adopted away offspring of affected parents are studied and compared with control adoptees of normal parents; or •the index cases are adopted people who have developed a disorder of interest; the rates of illness are then compared in their biological and adoptive relatives; or •least commonly, the rate of illness in adoptees who have affected biological parents but who were raised by unaffected adoptive parents, are compared with the rates of illness in the offspring of normal parents brought up by adoptive parents who themselves become affected. 	<ul style="list-style-type: none"> • Attempt to disentangle the influence of genes from that of the environment. ▪ Can provide powerful evidence of a genetic effect. 	<ul style="list-style-type: none"> •Generally, do not rule out the effect of nongenetic factors preceding adoption, such as possible prenatal influences.

SOURCES' P. McGuffin, M.J Owen, MC O'Donovan et al., *Seminars in Psychiatric Genetics* (London, England: Gaskell, 1994), US Congress, Office of Technology Assessment, *The Biology of Mental Disorders*, OTA-BA-538 (Washington, DC: US. Government Printing Off Ice, September 1992).

BOX 2-1: The Language of Genetics

Candidate gene. A gene whose involvement in a trait or disease is suspected before linkage analysis or other gene-searching techniques are applied.

Chromosome. As seen under a microscope, threadlike structures within the cell. Each chromosome consists of a of linear DNA (deoxyribonucleic acid) molecule.

Chromosome banding pattern. A pattern of alternating dark and light transverse regions (bands) formed on a chromosome by chemical treatment and staining. The different bands along a single chromosome are used to identify different regions of the chromosome.

DNA (deoxyribonucleic acid). A doubled stranded molecule consisting of four deoxyribonucleotide or, more simply, base pairs. Species-specific and individual-specific genetic information is encoded in the order of the base pairs along the chromosomal DNA molecule,

DNA markers. Variations in DNA sequences of known chromosomal location, including restriction-fragment-length polymorphisms (RFLPs) and microsatellite repeat markers. While a DNA marker may not be part of a gene causing a particular disorder, it can be useful in determining a disease gene's location, DNA markers also can be used for genetic testing.

Gene. A length of DNA that specifies the structure of a particular protein product. Genes are arranged along the chromosomes in a linear order, with each having a precise position or *locus*. Alternative forms of a gene that can occupy the same locus are termed *alleles*. Each chromosome bears only a single allele at a given locus, though in the population as a whole there may be many alleles, any one of which can occupy that locus.

Genome. The totality of the DNA contained within the chromosome set of a species. The human genome, for example, consists of approximately 6 billion base pairs of DNA distributed among 46 chromosomes.

Molecular genetics. The study of the molecular details of the regulated flow of genetic information among DNA and proteins from generation to generation,

Mutation. Any alteration in the base sequence(s) of the constituent DNA molecule(s) of the genome of an organism.

Positional cloning. Describes a set of techniques by which disease genes are identified through their position in the genome rather than through their function. In its initial stages, this approach can rely upon a systematic search of the genome for linkage. This has been made possible by the availability of systematically constructed linkage maps of the human genome. These consist of DNA markers whose chromosomal positions have been mapped, which are polymorphic and which have been assembled so that they are approximately evenly spaced throughout the genome.

SOURCES P McGuffin, M J Owen, M C O'Donovan, et al , *Seminars Psychiatric Genetics* (London, England: Gaskell, 1994), U S Department of Energy, Los Alamos Science, The *Human Genome Project*, Number 20, 1992.

useful. Unfortunately, few candidate genes exist for mental disorders at the present time.

ALZHEIMER'S DISEASE

Loss of memory for recent events, seemingly benign forgetfulness, marks the beginning of the

progressively deteriorating course of Alzheimer's disease (AD). In the six- to 20-year span of the disease, people suffer increasing memory loss, confusion, and disorientation, and may exhibit other symptoms—such as paranoia, irritability, combativeness, restlessness, fearfulness, and

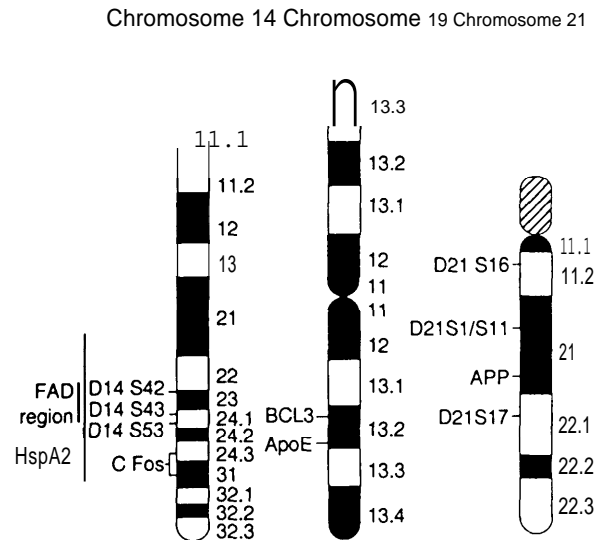
problems with language—until they are incontinent, bedridden, and unable to speak or eat. Usually a disease of elderly people, AD afflicts an estimated 5 percent of people over 65 and approximately 20 percent of those over the age of 80. Much less commonly, AD afflicts people who are younger, in their 40s and 50s.

There is no cure for AD or treatment useful for most patients. The pathology of AD is well characterized: extensive nerve cell loss in some regions of the brain, accumulations of twisted protein filaments inside nerve cells—neurofibrillary tangles—and abnormal clusters of degenerating nerve cell fibers, other brain cells, and a protein called B-amyloid—neuritic plaques. Despite significant research advances in the last 10 years, which increasingly reveal pieces of the etiologic puzzle, the triggers for this neurological catastrophe remain unknown.

Advances in molecular genetics offer important clues about the origins of AD (7,40,57). These advances have not come without difficulty, nor without surprise, as suggested by the genetic epidemiology of the disease. Family studies show a threefold increase of AD among first-degree relatives of afflicted individuals, especially those with an early onset of symptoms. Indeed, data indicate that a few rare forms of AD, mostly with early onset, are produced by a single gene. Of course, most cases of AD do not have an early onset, and the pattern of inheritance is less clear for the more common mid- and late-onset disorder. Part of the problem is determining the family distribution of such a late-onset disease; many family members may succumb to other causes before developing AD. Some hypothesize that what is inherited is not AD per se, but the timing of its onset. Also, both genes and nongenetic factors are thought to play a role.

Two research findings initially propelled molecular genetic research of Alzheimer's disease. First, the gene for a precursor to 13-amyloid, a protein concentrated in the brains of people with AD, was found; the gene mapped to a region of chromosome 21, which is associated with Down's syndrome (figure 2-1). Second, linkage analysis located a gene for AD in the same region. Indeed,

FIGURE 2-1: Location of Alzheimer's Disease Markers and Genes



Chromosomes 14, 19, and 21 are depicted, with banding patterns identified on the right side of each chromosome. The locations of markers and genes that have been reported to be linked to Alzheimer's disease are on the left. FAD region indicates the region on chromosome 14 containing the AD locus.

KEY: HspA2 = heat shock protein A2, Apo E = apolipoprotein E; APP = 13-amyloid precursor protein

SOURCE: R.F. Clark and A.M. Goate, "Molecular Genetics of Alzheimer's Disease," *Archives of Neurology* 50:1164-1172, 1993

researchers were long aware of the link between AD and Down's syndrome: all people with Down's syndrome ultimately show brain changes typical of AD.

The intensive investigation that ensued unfortunately turned out mostly negative or at least confusing data. A role for the 13-amyloid precursor protein gene in AD was supported by data from some linkage studies, and specific mutations in the gene have since been found. One study linked a mutation in this gene to an inherited form of cerebral hemorrhage. But many studies did not replicate the linkage between AD and the 13-amyloid precursor protein gene. Ultimately, researchers agreed that while the 13-amyloid precursor protein

gene is associated with AD, it accounts for only a very small proportion of the early-onset cases. Most AD is caused by something else. That should not diminish the importance of this result. This discovery has implications for our basic understanding of AD. First, the data from molecular genetics suggest that 13-amyloid protein may be more than just a correlated factor with AD; it may cause AD, a hypothesis under intensive investigation. Second, mutations to this gene lead to AD and recurrent stroke, evidence that these two clinical conditions are not distinct, but rather different results of the same gene defect.

Nonetheless, the vast majority of AD cases are not explained by mutation of the 13-amyloid protein precursor gene located on chromosome 21. A genomewide search thus ensued for other genes linked to early-onset AD. Evidence for such a gene on chromosome 14 soon emerged. With quick replication, even among some families where the chromosome 21 site had been implicated previously, it became clear that a gene on chromosome 14 is responsible for a majority of (but not all) early-onset AD cases. Currently, researchers worldwide are pursuing intensively the chromosome 14 AD gene.

As noted, evidence points to etiologic heterogeneity—the involvement of more than one gene as well as nongenetic factors—in late-onset AD. But recent and surprising discoveries point to the important action of a gene on chromosome 19 in late-onset AD. Replicated data link a particular version of a chromosome 19 gene coding for apolipoprotein E—the e4 allele—to AD. How this protein may lead to AD is not known: studies show that apolipoprotein E plays a role in fat metabolism, cell injury repair, and cell growth, and is a constituent of amyloid plaques and neurofibrillary tangles in AD. Nor does apolipoprotein E appear to play a role in all late-onset AD; by current estimates, approximately 50 percent of all cases do not possess the e4 allele.

Despite the obstacles-difficulties in performing family studies among an elderly population and the likely interplay of a variety of causative and modulating factors—researchers have learned a great deal about the molecular genetics

of AD. The discovery of some of the genes that may be involved in AD suggests brain mechanisms that underlie this disease. These findings also offer clues about how AD relates to other illnesses. These data offer considerable promise that we will understand the cause of AD, will be better able to diagnosis it, and perhaps can develop treatments for and ultimately preventive interventions against its devastating effects.

SCHIZOPHRENIA

For many, the term *schizophrenia* is synonymous with severe mental illness. It assails an individual thought processes, perceptions, emotions, and behavior. Thought and perceptual disturbances are the hallmark of schizophrenia. Components of thought may become dissociated or fragmented and the flow of thought interrupted. The ability to concentrate and focus attention is impaired. Individuals with schizophrenia commonly experience delusions and hallucinations. Nearly one in every 100 American adults will develop schizophrenia during the course of his or her lifetime. The disease's symptoms typically emerge during the late teens and 20s, with the majority of individuals suffering an intermittent but lifelong course. Currently, there is no way to prevent or cure schizophrenia; although, medications are available that can control some symptoms for many patients.

For nearly a century, researchers have explored the role of genes in schizophrenia (reviewed in 20,21,30,40,64). Though questioned because of several methodological weaknesses (e.g., knowledge of the diagnostic status of family members could have made researchers less objective, diagnoses often were based on hospital records or third-party interview rather than direct observation, and the criteria for diagnosis were not clearly enumerated), early family studies demonstrated that schizophrenia runs in families, and twin studies support the role of genes. Using more stringent protocols and procedures, more recent family, twin, and adoption studies confirm these earlier results.

Undoubtedly, schizophrenia runs in families. Of the more than 40 systematic family and twin

TABLE 2-2: Schizophrenia Among Identical and Fraternal Twins^a

Study	Identical twins		Fraternal twins	
	Number of pairs	Concordance rate (percent)	Pairs	Concordance rate (percent)
Finland 1963, 1971	17	35%	20	13%
Norway, 1967	55	45	90	15
Denmark, 1973	21	56	41	27
United Kingdom, 1968, 1987	22	58	33	15
Norway, 1991	31	48	28	4
United States, 1969, 1983	164	31	268	6
Pooled concordance				
Median	310	46	480	14
Weighted mean		39		10

^aData from newer twin studies, using probanwise concordance rates.

SOURCE: I I Gottesman, *Schizophrenia Genesis: The Origins Madness* (New York, NY: W H. Freeman, 1991), I I Gottesman, "Schizophrenia," *Seminars in Psychiatric Genetics*, P, McGuffin, M.J. Owen, M.C O'Donovan, et al. (eds.) (London, England Gaskell, 1994)

studies, all show increased rates of schizophrenia among family members versus rates in the general public. First-degree relatives of an individual with schizophrenia have approximately 10 times the general risk of developing the disorder.

Of course, just because a trait runs in families does not necessarily implicate genes as the cause. Data from twin and adoption studies, however, do strongly support a role for inherited factors in schizophrenia. Although estimates vary, depending on the statistical method used and the sample population, data consistently show that a person whose identical twin has schizophrenia is at higher risk for this condition than a person whose fraternal twin has the disorder (table 2-2). To be precise, six modern studies in the literature and a seventh ongoing in Nagasaki, Japan, show increased concordance among identical versus fraternal twins (22). Similarly, replicated data from adoption studies indicate that schizophrenia runs in biological but not adoptive families (58). Data recently reported from a nationwide study in Denmark expand on this observation: schizophrenia was found exclusively among biological rela-

tives, with a ten times greater prevalence than in the biological relatives of controls (31,37).

The discussion thus far yields too simplistic a view of the genetics of schizophrenia. Even as data from nearly a century of research consistently point to genetic factors in schizophrenia, its complexity is also an undeviating observation. The very presentation of the disorder is complicated. Symptoms vary widely among individuals, combining in different ways, and changing over time. This variability has raised questions about how to conceptualize schizophrenia: Is it a single disorder? A group of disorders? A conglomerate of several disease processes? What is its relationship to other mental disorders?

The clinical presentation of schizophrenia has raised questions for geneticists. What in fact would a schizophrenia gene or genes result in? Hypotheses include: schizophrenia alone; schizophrenia and mood disorders; schizophrenia and any mental or substance abuse disorder; schizophrenia and some types of abnormal personality traits and disorders; psychosis; or other traits such as problems with eye movements. More work is

needed to definitively prove any of these hypotheses (62).

Not only is schizophrenia's relationship to other disorders and traits complex and somewhat obscure, but data concerning its inheritance are equally confounding. The way inherited factors may express themselves within families remains unknown. The distribution of schizophrenia within families is not consistent with any simple pattern of inheritance. Studies generally rule out the action of a single gene without determining whether a couple of genes, or many, are important in producing schizophrenia.

While classic genetic studies support a role for genes in schizophrenia, they also circumscribe how big a role inherited factors might play. Because an identical twin of someone with schizophrenia exhibits the disorder approximately 30 to 60 percent of the time, nongenetic factors must also be important (61). Such discordance among identical twins does not necessarily mean, however, that nongenetic factors are the cause of schizophrenia in the affected twin. The unaffected twin simply may not express the genetic factors that both twins have. Evidence for this interpretation emerges from a followup and expansion on a Danish twin study (23). The researchers found that the risk of schizophrenia to the children of unaffected twins equaled that of the affected twins' offspring.

Researchers recently applied the tools of molecular genetics and linkage analysis to probe the inheritance of schizophrenia. A report that an uncle and nephew with schizophrenia shared a chromosome defect—an extra copy of part of chromosome 5—prompted linkage analysis using markers on this chromosome (4). Support for such linkage soon emerged from a study of seven British and Icelandic families (56). However, a simultaneously reported study in a separate extended family in Sweden ruled out this linkage (36). Subsequent studies have since rejected a link between genes on chromosome 5 and schizophrenia (30, 64).

Crow and colleagues (12) have proposed that the pseudo-autosomal region of the X and Y chromosomes contains a schizophrenia gene. The

pseudoautosomal region is a small portion of the X and Y chromosomes. When genes located in this region are inherited from the paternal side, affected offspring will be the same sex more often than expected by chance. Such a pattern of inheritance does occur in schizophrenia. Furthermore, data from a sib pair analysis offers support for this hypothesis (9), although other data are not consistent with linkage to this region of the X and Y chromosomes (3,47). More recent work suggests linkage to a gene on the X and Y chromosomes outside of the pseudoautosomal region (13,16).

Another series of recent linkage studies implicate a gene on chromosome 22. Pulver and colleagues (51) reported a potential linkage to this chromosome. The finding was not statistically significant but might have indicated a gene that accounted for only a small proportion of the cases of schizophrenia. Two other groups found evidence consistent with this finding (10,49). However, a second sample reported by Pulver and colleagues (50) excluded linkage to a site on chromosome 22.

Unlike AD, the complexities of diagnosis and family aggregation, as well as its relationship to other traits and disorders and the multiplicity of causative factors likely involved, have made schizophrenia elusive prey for the molecular geneticist. That schizophrenia runs in families and that genes play a role are strongly supported by many sources of data. The nature of the genetic contribution is far from clear. Furthermore, although some studies hint at "genetic" forms of schizophrenia, to date nothing sets apart a subgroup of schizophrenia as obviously produced by a single gene (15). Finally, although there have been occasional reports of linkage between schizophrenia and various chromosome markers—including protein-based markers such as blood proteins, DNA markers, and various candidate genes—researchers have yet to confirm the location or identity of a schizophrenia gene. A leading genetic researcher recently commented on these difficulties, contemplating the implications for future research (62):

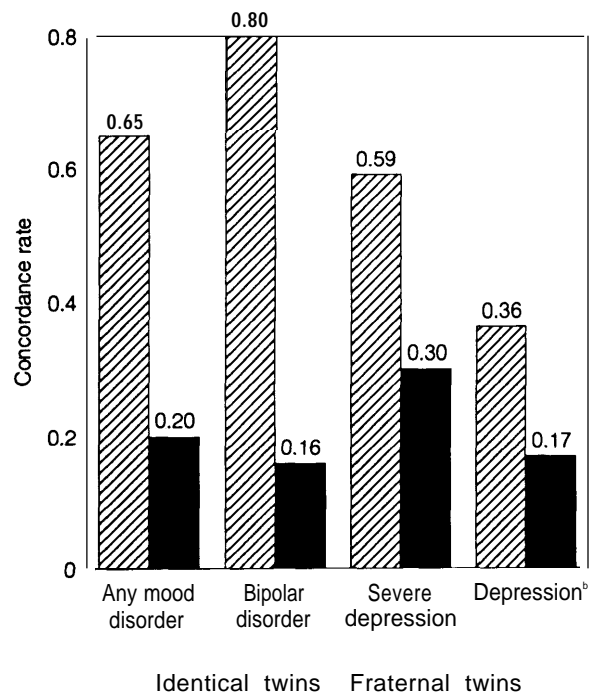
Why has the genetic epidemiologic trail for schizophrenia not led to a clear genetic mechanism? It may be that our initial expectations were too high. Unlike familial Alzheimer's disease, schizophrenia does not show a clear mechanism of transmission. Nor does it have an unambiguous pathophysiological signature. It is tempting to appeal to genetic heterogeneity, but heterogeneity has not stymied research in Alzheimer's disease. Unless schizophrenia is extremely heterogeneous, why is it so difficult to find schizophrenia genes? Some see a multifactorial explanation that posits the accumulation of many genetic and environmental risk factors as the cause of schizophrenia. This hypothesis has much merit but presages a long journey along the epidemiologic trail if "many" turns out to be a large number.

MAJOR MOOD DISORDERS

Data from a recent, large epidemiologic study show that in a given year nearly 5 percent of American adults—including twice as many women as men—will experience an episode of major depression (65). Interest or pleasure in activities will dissipate, sleep and appetite are affected, and sense of worth and the ability to concentrate typically decline. Suicide stands as a very real threat. Nearly 1 percent of the population will cycle between such bouts of depression and manic illness, with its extremely elevated mood and self-esteem, reduced need for sleep, abounding energy, racing thoughts, unrestrained activity and talk, and even psychosis. Although treatments effective for many people with major depression or manic-depressive illness (also called bipolar disorder) are available, **no cure exists**.

The concentration of mood disorders in families has long been recognized (19,35,40,41,63, 64,65). Data consistently show that the parents, siblings, and children of people with bipolar disorder or major depression are at a much greater risk than the general population. Twin studies corroborate this observation, pointing to a role for inherited factors. For example, data show that the identical twin of an individual with bipolar disorder would exhibit that disorder three times more often than would a fraternal twin (figure 2-2).

FIGURE 2-2: Mood Disorders Among Twins



Graphically depicted data were derived from evaluation of 110 pairs of twins. Identical twins shared mood disorders, especially bipolar disorder, more frequently than fraternal twins.

^a Three or more episodes of depression

^b Less than three episodes of depression

SOURCE: Adapted from A. Bertelsen, B. Harvald, and M. Hauge, "A Danish Twin Study of Manic-Depressive Disorders," *British Journal of Psychiatry* 130: 330-351, 1977

Similar replicated results can be found in 11 independent twin studies of mood disorders (22).

Family and twin studies provide strong and consistent evidence that genes contribute to major mood disorders. But as is the case with AD and schizophrenia, details from the research tell a complicated story: concordance rates for bipolar disorder and major depression among twins vary considerably between studies reflecting among other things the use of different diagnostic categories and methods. Although data from adoption studies generally support a role for genetics, they are not completely consistent. Research focused on milder forms of depression, and not bipolar

disorder, provides even more ambiguous results concerning the role of inheritance. And studies of how major mood disorders are distributed within families do not divulge the kind of genetic mechanisms that may be involved (e.g., a single gene).

The relationship between bipolar disorder and the spectrum of depressive illnesses, as well as other disorders and personality traits, presents further uncertainty. Considerable evidence from studies evaluating family history, clinical symptoms and course, response to pharmacological treatment, and other factors distinguishes bipolar disorder from major depression. But the separation is not complete. Family and twin studies suggest at least a partial genetic connection between major depression and bipolar disorder. For example, identical twins who both have a mood disorder not infrequently have different forms. Similarly, first-degree relatives of a person with bipolar disorder are at greater risk of developing any mood disorder than the general population.

Questions about the nature of depression are even more difficult to answer. Is depression a single disorder or a class of disorders? How are less severe episodes of depression and other mental disorders related to major depression? Because depression varies considerably in its course, symptoms, severity, and association with other disorders, some believe that depressive disorders may differ in kind as well as degree—that depression is heterogeneous. However, other data from family histories and longitudinal studies provide evidence that depression may constitute a continuum from “the blues” to severe depression. The heritability of depression appears to be correlated with the severity of the condition. Recurring bouts of depression appear to be more heritable than a single episode. Also, major depression that has an earlier age of onset maybe more heritable. A variety of data point to a genetic relationship between depression and other conditions as well. Certainly there is high comorbidity between depression and substance abuse and anxiety disorders (2,32,33, 60,67,69). For example, a recent large study of twins found that various personality traits—emotional instability, vulnerability to stress, and anxiety-proneness—appear to be connected to de-

pression, largely as the result of genetic factors according to the study’s authors (33).

Many studies have attempted to locate specific genes that lead to mood disorders, with initial reports of positive findings on the X chromosome and chromosome 11 receiving the most publicity. More recently, data suggest that a gene on chromosome 18 is linked to susceptibility to mood disorders (5). However, none of these results, nor any other, have been consistently confirmed. As the first modern linkage study for a mental disorder receiving intense publicity but later being retracted, the search for a mood disorder gene on chromosome 11 bears retelling.

The scientific and popular press heralded a report linking mood disorders to chromosome 11 among a group of Amish families in Pennsylvania (18). The Amish are an ideal population for studying the genetics of all kinds of disorders, especially mental disorders. They are the progeny of a small group of people who emigrated from Europe in the early 18th century. Since they seldom marry outside their own community, they have preserved a relatively homogeneous genetic heritage. Also, due to their religious convictions, they forswear the use of drugs and alcohol, abuse of which may confound the diagnosis of mood disorders.

The results of the Amish study conflicted with two reports on non-Amish families published about the same time (17,27). These studies ruled out linkage of mood disorders to chromosome 11 in nine families. Furthermore, results from a followup study of the same Amish families two years later disputed the original findings (29). The reanalysis, which included new family members and a change of diagnosis in two individuals due to the subsequent onset of mood disorders, also excluded the gene on chromosome 11 as the cause of all cases of mood disorders in the Amish families.

How can we summarize the current status of research into the genetics of mood disorders? As with schizophrenia, data converge on the conclusion that genes play a role in mood disorders, especially bipolar disorder and more severe forms of depression. But the nature of this inheritance is

TABLE 2-3: Family Studies on Panic Disorder

Proband diagnosis	Lifetime prevalence rates of panic disorder in first-degree relatives (percent)	
	Panic disorder	Control
Direct interview studies		
Harris et al., 1983	20.5%	4.2%
Crowe et al., 1983	17.3	1.8
Noyes et al., 1986	14.9	3.5
Weissman et al., 1993	14.2	0.8
Mendlewicz et al., in press	13.2	0.9
Maier et al., 1993	7.7	1.5
Family history studies		
Moran and Andrews, 1985	12.5	
Hopper et al., 1987	11.6	

SOURCE: M M Weissman, "Family Genetic Studies of Panic Disorder," *Journal of Psychiatric Research*, (Suppl.) 27:69-78, 1993.

obscured by sometimes diverse research results, an uncertain mode of transmission, and the high prevalence of depressive disorders. Furthermore, the application of molecular genetics to mood disorders has yet to yield a confined, positive result.

PANIC DISORDER

The hallmark symptom of panic disorder is a sudden, inexplicable attack of intense fear that is associated with powerful physical symptoms (44,64,68). In just a few minutes, an extreme sense of fear overtakes an individual, his or her heart begins racing, he or she starts to perspire—sometimes profusely—and he or she has trouble breathing. A single attack is shortlived, lasting about 10 minutes. These symptoms often leave a patient believing that he or she is suffering from a heart attack or is losing his or her mind. Some patients go to the emergency room in the belief that they are about to die from a heart attack. In fact, many individuals with panic disorder seek general medical professional care at an increased rate.

Panic attacks occur about two times a week, although the frequency varies considerably among individuals. One person's panic attacks may be

rare, having little effect on his or her functioning, while another's panic attacks and accompanying anxiety may be so intense that he or she remains completely sequestered at home, a condition known as agoraphobia. Although not completely effective, treatment of panic disorder with medication or psychotherapy, or both, often appears helpful. Data show that approximately one to two persons in 100 will develop panic disorder during their lifetime, with women being twice as likely to develop it as men. Another 3.6 percent of the population suffer repeated panic attacks, without meeting the criteria for full-blown panic disorder.

A major shift in the categorization of panic disorder occurred in 1980. It was distinguished from general forms of anxiety (34,38,40,66,70). While research data generally support this distinction, it means that few studies preceding the reclassification address the inheritance of panic disorder specifically. At least eight family studies have been completed using the modern definition of panic disorder (table 2-3). Even these modern studies are not uniform in their methodology, diagnostic classification, or estimates. But all point to higher rates of panic disorder among first-degree rela-

tives of individuals with this condition when compared with the general population or control groups. Furthermore, data from one of the family studies (46) show a familial link between panic disorder and agoraphobia. Family studies subjected to statistical analyses have not demonstrated the way in which panic disorder might be inherited: a single gene with incomplete penetrance could explain the pattern of disorder seen in families, or several genes plus nongenetic factors may be at play. The family studies do suggest that more severe forms of the condition aggregate in families.

No adoption studies focus on panic disorder; however, data from three twin studies shed light on this condition. All of the twin studies point to a relatively modest role for genes in panic disorder. One small study found only a 31 percent concordance rate among the 13 pairs of identical twins and no concordance among the 16 pairs of fraternal twins examined, a rate lower than family studies predict (60). In 446 pairs of twins, concordance rates for panic disorder were not significantly different among identical and fraternal twins (1). A substantial increase in concordance rates among the identical twins emerged when all anxiety disorders were included in the estimate, leading the authors to hypothesize that genes relate to a general risk of anxiety. Another large twin study found only a modest increase in panic disorder among identical versus fraternal twins (34). The study's authors concluded, in concert with data from the other twin and family studies, that genes appear to play a smaller role in less severe cases.

The data from genetic studies of panic disorder, although more limited than the other mental disorders discussed so far in this chapter, reveal similar trends: panic disorder runs in families and genes seem to play some role; however, there are fewer data, which are much less consistent. Linkage studies of panic disorder are currently in progress, but no evidence at yet links this condition to the action of a major gene.

OBSESSIVE-COMPULSIVE DISORDER

Obsessive-compulsive disorder (OCD) is characterized by recurrent and persistent thoughts, images, or ideas-obsessions-and stereotypic, repetitive, and purposeful actions-compulsions (64). Individuals with OCD cannot resist these persistent ideas or impulses, although they view them as irrational and unwanted. One common manifestation of this disorder is the obsessive feeling of being dirty or contaminated, which leads to the compulsion of repeated hand-washing. Hand-washing may be so frequent that the skin is rubbed raw. Another common obsession is excessive doubt, which leads to compulsive checking. Although long thought to be resistant to treatment, research has led to medications and psychotherapy that offer considerable therapeutic benefit.

Recent epidemiologic data indicate that OCD, once thought to be quite rare, afflicts approximately 2.6 percent of the U.S. population at some time during their lives. Men and women appear to be afflicted equally, although OCD may be slightly more common among women. The symptoms begin in childhood or adolescence in one-third to one-half of the individuals who develop the disorder. The average age of onset is 20.

Few family and twin studies using modern diagnostic criteria and methodologies have assessed the distribution of OCD in families and the role of genetic factors in this condition. There are no published adoption studies. What do we know from existing data? Although fraught with methodological shortcomings, including unclear methods for diagnosing OCD, no direct interviews conducted to make diagnosis, and no control groups, most studies conducted before 1970 found that symptoms of OCD tend to run in families (2,52). Several recent family studies have used standard diagnostic criteria and direct structured interviews of subjects and their family members and most evidenced a familial basis for OCD.

These recent family studies are not unproblematic, however. Several of the studies lacked control groups. Not all of them reported increased OCD among family members of those afflicted by OCD. The rates of OCD among family members varied considerably. There are two other family studies of OCD and Tourette's syndrome, which implicate a link between these conditions, at least in some families (24,48).

Data from existing twin studies also paint a complicated picture. In 1986, Rasmussen and Tsuang published a review of previous twin studies of OCD (53). They calculated an overall concordance rate of 63 percent for identical twins. This high concordance rate must be interpreted conservatively since most of the included data were from single-case reports with no control groups or fraternal twin estimates. Other twin studies with data on OCD focused on a variety of symptoms in anxiety disorders (1,6,8,59). In general, these studies did not find much higher rates of OCD in identical versus fraternal twins. Rather, most of these studies signal a genetic component underlying nonspecific symptoms of anxiety.

In summary, existing data do not unambiguously support a significant role for genetic factors in OCD. Further study, using sound methods, is needed to resolve any role that genes play in OCD. Attention to the spectrum of possible disorders that may be inherited, including OCD, symptoms of other anxiety disorders, and Tourette's syndrome, is also warranted.

SUMMARY AND CONCLUSIONS

Studies have characterized the familial nature of the disorders considered in this chapter. Data consistently point to the role of inherited factors in Alzheimer's disease, schizophrenia, and major mood disorders. Furthermore, researchers have located and in some cases identified specific genes involved in Alzheimer's disease. No replicated positive findings have yet emerged from efforts to locate individual genes associated with any other mental disorder considered in this chapter. And data also show that nongenetic factors contribute to these conditions.

The immediate clinical implications of genetic research of mental disorders are quite limited. Genetic tests to improve diagnosis are not yet available, nor are new treatment approaches. In general, there are enough data to give family members some information about empirical risk—the probability of developing a related condition. The important caveat here is that such information is not specific to a particular individual or family and thus may be difficult to interpret (see chapter 3).

The limited clinical application of data from genetic studies of mental disorders by no means impugns the relevance of this research. Indeed, in AD the research advances have been quite remarkable. The complexity of major mental disorders and genetics predicts a slow accumulation of knowledge (box 2-2), as noted by one workshop participant (55):

We don't fully understand the genetics of the disorders. We don't have very strong evidence beforehand about how many genes are involved, or how difficult the problem is going to be. It's hard to say to the public what the answer is going to be because we really don't know ourselves. It's something we're going to have to live with, I think, for a number of years until it all gets sorted out.

Several factors justify continued research into the genetics of mental disorders: inherited factors contribute to at least a subset of major mental disorders. Rapid advances in molecular genetics make this a powerful technology. For many conditions, genetic approaches offer the most important lead for understanding their biological underpinnings. Ultimately, information about the molecular genetics of mental disorders may lead to improved diagnosis and treatment. Finding causative or contributing genes may be the key to rational design of new drugs and therapeutic advances. Alzheimer's disease provides an encouraging example, with the location of genetic culprits being found even in the late-onset form of the disorder, which is common and complex like the other mental disorders considered in this report.

BOX 2-2: Quest for the Huntington's Disease Gene: Lessons for Mental Disorders

In terms of genetics, Huntington's disease (HD) could not be more different from the mental disorders discussed in this chapter. The pattern of HD inheritance is simple: every individual who receives a single copy of the HD gene will develop HD. Despite the apparent straightforward genetics, quest for the HD gene proved unexpectedly prolonged and torturous, evincing the unpredictable path of research as well as the many mysteries of genetics that remain. Herein lies a lesson for mental disorders genetics.

Our story begins with an incredible stroke of good fortune. Using the nascent technology of linkage analysis with RFLPs, the HD gene was located on chromosome 4 in 1983. As the first disease gene located using this approach, the finding launched an era of disease gene searches, including genes linked to mental disorders. It also inspired near elation among individuals with HD and their families. Despite knowledge of the pattern of inheritance and the brain degeneration involved in HD, there was no cure for this terrible disease, no way to prevent it, nor even an effective treatment. Manifesting in midlife, body movement and mental functions are profoundly affected in HD. Over the course of 10 to 20 years, individuals with HD suffer the progressive loss of muscular control, resulting in terrible jerking of limbs, abnormal posture and speech, impulsiveness, psychosis, wild mood swings, and ultimately complete incapacitation, immobility, and death.

Knowledge of the HD gene location had a near-immediate clinical impact. A genetic test for the disease was developed. But it was the prospects for actually isolating the gene, understanding its structure, and the protein for which it coded that spurred an intensive research effort. With a historic collaboration in place, researchers probed the tail end of chromosome 4, isolating various markers for the region, mapping intimate details of its physical and chemical structure, assessing subtle changes in chromosome structure among individuals with HD and their families, and testing the potential role of genes known to be located at this site. But year after year passed without the successful isolation of the HD gene. It took a decade and the efforts of many scientists for this goal to be realized.

It turns out that the genetic mechanism involved in HD—this so-called simple and straightforward genetic disease—was new to researchers. Instead of some static alteration in the DNA code that is passed unchanged from generation to generation, the HD mutation involves an unstable DNA sequence, repeated many times, the number of copies changing as it is transmitted from parent to offspring. This novel mechanism, eluding researchers for so long, explained characteristics of HD that previously had not made sense. Clinicians and scientists had observed rare cases of HD emerging in childhood and adolescence; almost always such juvenile onset resulted from paternal inheritance. We now know that a large increase in the number of copies of the DNA sequence involved in HD correlates to a younger age of onset. The longest repeats result from male transmission.

The type of mutation underlying HD has been found in a number of genetic disorders, including Fragile X syndrome, spinobulbar muscular atrophy, and myotonic dystrophy. In fact, a variety of new genetic mechanisms that are linked to disease are being uncovered. Thus, we are only beginning to understand the human genome and genetic mechanisms involved in disease. For the study of mental disorders, this humbling realization urges patience and steadfastness. Researchers not only have to contend with the many uncertainties and complexities of mental disorders, but also the limits of our knowledge of human genetics.

SOURCES J.F. Gusella, M.E. MacDonald, C.M. Ambrose, et al., "Molecular Genetics of Huntington's Disease," *Archives of Neurology* 50:1157-1153, 1993; J.F. Gusella, N.S. Wexler, P.M. Conneally, et al., "A Polymorphic DNA Marker Genetically Linked to Huntington's Disease," *Nature* 308:234-238, 1983; The Huntington's Disease Collaborative Research Group, "A Novel Gene Containing a Trinucleotide Repeat That Is Expanded and Unstable on Huntington's Disease Chromosomes," *Cell* 72:971-983, 1993.

With research being an imperative for achieving a better understanding of these conditions, the question becomes: what kind of research? Unfortunately, there is no single or simple answer to this question. For conditions in which a major gene appears to be at the root, such as early-onset AD, the application of molecular genetics, including linkage analysis and positional cloning, has and continues to offer great promise. For conditions in which the contribution of inherited factors is not clear, such as in OCD, continued probing of the role of genetics, using family and twin studies, is necessary. For most mental disorders, the relative investment indifferent research approaches represents a judgment call, for which there are varying views. In one publication, genetic epidemiologists summarized the options for schizophrenia research in the following way (30):

The best analogy might be that of a stock portfolio. Family, twin, and adoption studies are low-risk, slow-growth, dependable investments that will continue, at a modest speed, to provide increasing knowledge about the genetics of schizophrenia. Linkage studies are hot, new high-risk investments that might produce great break-throughs but also might stall or even go bust. Individual investors will hold different views as to the optimal balance of these alternative strategies, depending on their objective assessment of the relative chances of success or failure and the rewards associated with each strategy, as well as on their personal comfort level in dealing with varying levels of uncertainty. Most investment counselors would suggest that a portfolio should include at least some of both kinds of investments. As a field, we would do well to follow such advice.

Many participants at the OTA-NIMH workshop conveyed the sense that while the search for mental disorder genes has been turbulent to date, continued application of linkage analysis—with an eye toward strengthened methodologies—offers considerable promise because major genes may contribute to the disorders. One workshop participant supported continued linkage analysis for at least three reasons: 1) advances in molecular genetics permit the comprehensive search for

genes, 2) verification of a positive finding can be obtained quickly, and 3) finding a gene relevant in only a few large families will teach us something about the biology of a condition (11). Kendler and Diehl offer the following rationale for schizophrenia, which may well apply to other mental disorders (30):

[I]t is critical that we avoid premature disillusionment with linkage studies of schizophrenia. The human brain is very complex and quite difficult to access, and schizophrenia is a common and crippling condition. For a complex disorder such as schizophrenia, this approach would most likely begin with gene mapping by linkage analysis. The aggregate results from twin and adoption studies allow us to conclude with some confidence that genes that influence liability to schizophrenia exist somewhere in the human genome. The crucial questions to which we do not have answers are (1) How many such genes are there? (2) How common are they? and (3) How large are their individual effects? If there are any relatively common genes of moderate to large effect, we have a very good probability of detecting them reliably in most study populations if we persevere in our study of large samples and maximize our statistical power to detect linkage under complex modes of inheritance. If there are very many genes, none of which has any more than a small effect on liability, current methods and projected sample sizes are almost certainly inadequate and will yield negative or unreplicated results. . . . To carry out a truly credible execution of the linkage strategy for a disease as complex and heterogeneous as schizophrenia, large numbers of carefully diagnosed families and highly informative markers are required. These resources are just now beginning to be brought into action. While definitely not offering a guaranteed success, this approach, if allowed sufficient time to mature, could yield truly unprecedented insights into the etiology of this disorder.

While some enthusiastically endorse linkage analysis of major mental disorders, and most do not rule it out as a reasonable approach, no one disagrees that further attention is needed to better characterize the inherited trait and familial risk

presented by these conditions by using family and twin studies. Furthermore, other methods for finding culprit genes, the sib pair method and association studies, offer important alternatives for the study of mental disorders.

CHAPTER 2 REFERENCES

1. Andrews, G., Stewart, G., Allen, R., et al., "The Genetics of Six Neurotic Disorders: A Twin Study," *Journal of Affective Disorders* 19:23-29, 1990.
2. Angst, J., Vollrath, M., Merikangas, K., et al., "Comorbidity of Anxiety and Depression in the Zurich Cohort Study of Young Adults," *Comorbidity of Mood and Anxiety Disorders*, J.D. Maser and C.R. Cloninger (eds.) (Washington, DC: American Psychiatric Press Inc., 1990).
3. Barr, C. L., Kennedy, J.L., Pakstis, A.J., et al., "Linkage Study of a Susceptibility Locus for Schizophrenia in the Pseudoautosomal Region," *Schizophrenia Bulletin* 20:277-286, 1994.
4. Bassett, A. S., Jones, B. D., McGillivray, B. C., et al., "Partial Trisomy Chromosome 5 Cosegregating With Schizophrenia," *Lancet* 1:799-801, 1988.
5. Berrettini, W. H., Ferraro, T. N., Goldin, L.R., et al., "Chromosome 18 DNA Markers and Manic-Depressive Illness: Evidence for a Susceptibility Gene," *Proceedings of the National Academy of Sciences, U.S.A.* 91:5918-5921, 1994.
6. Carey, G., and Gottesman, I.I., "Twin and Family Studies of Anxiety, Phobic and Obsessive Disorders," *Anxiety: New Research and Changing Concepts*, D.F. Klein and J. Rabkin (eds.) (New York, NY: Raven Press, 1981).
7. Clark, R. F., and Goate, A.M., "Molecular Genetics of Alzheimer's Disease," *Archives of Neurology* 50: 1164-1172, 1993.
8. Clifford, C., Murray, R. M., and Fulker, D. W., "Genetic and Environmental Influences on Obsessional Traits and Symptoms," *Psychological Medicine* 14: 791-800, 1984.
9. Collinge, J., DeLisi, L. E., Boccio, A., et al., "Evidence for a Pseudo-Autosomal Locus for Schizophrenia Using the Method of Affected Sibling Pairs," *British Journal of Psychiatry* 158:624-629, 1991.
10. Coon, H., Holik, J., Hoff, M., et al., "Analysis of Chromosome 22 Markers in 9 Schizophrenia Pedigrees," *American Journal of Medical Genetics, Neuropsychiatric Genetics* 54:72-79, 1994.
11. Cox, D. R., remarks at "Understanding the Role of Genetic Factors in Mental Illness: Bridging the Gap Between Research and Society," a workshop sponsored by the Office of Technology Assessment and the National Institute of Mental Health, Washington, DC, Jan. 21-22, 1993.
12. Crow, T.J., DeLisi, L. E., and Johnstone, E.C., "Concordance by Sex in Sibling Pairs With Schizophrenia Is Paternally Inherited: Evidence for a Pseudoautosomal Locus," *British Journal of Psychiatry* 155:92-97, 1989.
13. Crow, T.J., Poulter, M., Lofthouse, R., et al., "Male Siblings With Schizophrenia Share Alleles at the Androgen Receptor Above Chance Expectation," *American Journal of Genetics, Neuropsychiatric Genetics* 48: 159-160, 1994.
14. Crowe, R. R., Noyes, R.J., Pauls, D.L., et al., "A Family Study of Panic Disorder," *Archives of General Psychiatry* 40: 1065-1069, 1983.
15. DeLisi, L. E., Bass, N., Boccio, A., et al., "Age of Onset in Familial Schizophrenia," *Archives of General Psychiatry* 51:334-335, 1994.
16. DeLisi, L.E., Devoto, M., Lofthouse, R., et al., "Search for Linkage to Schizophrenia on the X and Y Chromosomes," *American Journal of Medical Genetics, Neuropsychiatric Genetics* 54: 113-121, 1994.
17. Detera-Wadleigh, S. D., Berrettini, W. H., Goldin, L. R., et al., "Close Linkage of

- C-Harvey -ras-I and the Insulin Gene to Affective Disorder Is Ruled Out in Three North American Pedigrees," *Nature* 325:806-808, 1987.
18. Egeland, J., Gerhard, D. S., Pauls, D.L., et al., "Bipolar Affective Disorders Linked to DNA Markers on Chromosome 1 I," *Nature* 325: 783-786, 1987.
 19. Gershon, E. S., "Genetics," in *Manic-Depressive Illness*, F.R. Goodwin and K.R. Jamison (New York, NY: Oxford University Press, 1990).
 20. Gottesman, I.I., *Schizophrenia Genesis: The Origins of Madness* (New York, NY: W.H. Freeman, 1991).
 21. Gottesman, I.I., "Origins of Schizophrenia: Past as Prologue," *Nature, Nurture and Psychology*, R. Plomin and G.E. McClearn (eds.) (Washington, DC: American Psychological Association, 1993).
 22. Gottesman, I.I., "Schizophrenia Epigenesis: Past, Present, and Future," *Acta Psychiatrica Scandinavica*, in press.
 23. Gottesman, I.I., and Bertelsen, A., "Confirming Unexpressed Genotypes for Schizophrenia. Risks in the Offspring of Fischer's Danish Identical and Fraternal Discordant Twins," *Archives of General Psychiatry* 46:867-872, 1989.
 24. Green, R. C., and Pitman, R. K., "Tourette Syndrome and Obsessive Compulsive Disorder," *Obsessive Compulsive Disorders: Theory and Management*, M.A. Jenike, L. Baer, and W.E. Minicheillo (eds.) (Littleton, MA: PSG Publishing, 1986).
 25. Gusella, J.F., Wexler, N. S., Conneally, P. M., et al., "A Polymorphic Marker Genetically Linked to Huntington's Disease," *Nature* 306:234-238, 1983.
 26. Harris, E. L., Noyes, R., Crowe, R.R., et al., "Family Study of Agoraphobia," *Archives of General Psychiatry* 40: 1061-1064, 1983.
 27. Hodgkinson, S., Shemington, R., and Gurling, H., "Molecular Genetic Evidence for Heterogeneity in Manic Depression," *Nature* 325:805-806, 1987.
 28. Hopper, J. L., Judd, F. K., Derrick, P. L., et al., "A Family Study of Panic Disorder," *Genetic Epidemiology* 4:33-41, 1987.
 29. Kelsoe, J. R., Ginns, E. I., Egeland, J. A., et al., "Reevaluation of the Linkage Relationship Between Chromosome 1 1p Loci and the Gene for Bipolar Affective Disorder in the Old Order Amish," *Nature* 342:238-243, 1989.
 30. Kendler, K. S., and Diehl, S. R., "The Genetics of Schizophrenia: A Current, Genetic-Epidemiologic Perspective," *Schizophrenia Bulletin* 19:261-285, 1993.
 31. Kendler, K. S., Gruenberg, A. M., and Kinney, D. K., "Independent Diagnoses of Adoptees and Relatives as Defined by DSM-111 in the Provincial and National Samples of the Danish Adoption Study of Schizophrenia," *Archives of General Psychiatry* 51:456-468, 1994.
 32. Kendler, K. S., Heath, A.C., Neale, M. C., et al., "Alcoholism and Major Depression in Women: A Twin Study of the Causes of Comorbidity," *Archives of General Psychiatry* 50:690-698, 1993.
 33. Kendler, K. S., Neale, M. C., Kessler, R. C., et al., "Major Depression and Generalized Anxiety Disorder: Same Genes, (Partly) Different Environments?" *Archives of General Psychiatry* 49:716-722, 1992.
 34. Kendler, K. S., Neale, M. C., Kessler, R. C., et al., "Panic Disorder in Women: A Population-Based Twin Study," *Psychological Medicine* 23:397-406, 1993.
 35. Kendler, K. S., Pedersen, N., Johnson, L., et al., "A Pilot Swedish Twin Study of Affective Illness, Including Hospital- and Population-Ascertained Subsamples," *Archives of General Psychiatry* 50:699-706, 1993.
 36. Kennedy, J. L., Giuffra, L. A., Moises, H. W., et al., "Evidence Against Linkage of Schizophrenia to Markers on Chromosome 5 in Northern Swedish Pedigree," *Nature* 336: 167-170, 1988.
 37. Kety, S. S., Wender, P. H., Jacobsen, B., et al., "Mental Illness in the Biological and Adoptive Relatives of Schizophrenic Adoptees,"

- Archives of General Psychiatry* 51:442-455, 1994.
38. Klerman, G. L., Herschfeld, R. M.A., Weissman, M. M., et al., *Panic, Anxiety Treatment* (Washington, DC: American Psychiatric Press, 1992).
 39. Maier, W., Lichtermann, D., Meyer, A., et al., "A Controlled Family Study in Panic Disorder," *Journal of Psychiatric Research* (Suppl. 1)27:79-87, 1993.
 40. McGuffin, P., Owen, M.J., O'Donovan, M. C., et al., *Seminars in Psychiatric Genetics* (London, England: Gaskell, 1994).
 41. McGuffin, P., and Sargeant, M.P., "Genetic Markers and Affective Disorder," *The New Genetics of Mental Illness*, P. McGuffin and R. Murray (eds.) (Oxford, England: Butterworth-Heinemann, 1991).
 42. Mendlewicz, J., Papdimitrisu, G., and Wilmatte, J., "Family Study of Panic Disorder: Comparison With Generalized Anxiety Disorder, Major Depression, and Normal Subjects," *Psychiatric Genetics*, in press.
 43. Moran, C., and Andrews, G., "A Familial Occurrence of Agoraphobia," *British Journal of Psychiatry* 146:262-267, 1985.
 44. Noyes, R., Jr., "The Natural History of Anxiety Disorders," *Handbook of Anxiety, Volume 1*, M. Roth, G.D. Burrows, and R. Noyes (eds.) (Amsterdam, The Netherlands: Elsevier Science Publishers, 1988).
 45. Noyes, R., Clarkson, C., Crowe, R.R., et al., "A Family Study of Generalized Anxiety Disorder," *American Journal of Psychiatry* 144: 1019-1024, 1987.
 46. Noyes, R., Jr., Crowe, R.R., Harris, E.L., et al., "Relationship Between Panic Disorder and Agoraphobia," *Archives of General Psychiatry* 43:227-232, 1986.
 47. Parfitt, E., Asherson, P., Sargeant, M., et al., "A Linkage Study of the Pseudoautosomal Region in Schizophrenia (Abstract)," *Psychiatric Genetics* 2:92-93, 1991.
 48. Pauls, D. L., Towbin, K. E., Leckman, J.F., et al., "Gilles de la Tourette Syndrome and Obsessive Compulsive Disorder: Evidence Supporting an Etiological Relationship," *Archives of General Psychiatry* 43:1180-1182, 1986.
 49. Polymeropoulos, M. H., Coon, H., Byerley, W., et al., "Search for a Schizophrenia Susceptibility Locus on Human Chromosome 22," *American Journal of Medical Genetics, Neuropsychiatric Genetics* 54:93-99, 1994.
 50. Pulver, A.E., Karayiorgou, M., Lasseter, V.K., et al., "Follow-up of a Report of a Potential Linkage for Schizophrenia on Chromosome 22q12-q13.1: Part 2," *American Journal of Medical Genetics, Neuropsychiatric Genetics* 54:44-50, 1994.
 51. Pulver A. E., Karayiorgou, M., Wolyneic, P., et al., "Sequential Strategy to Identify a Susceptibility Gene for Schizophrenia on Chromosome 22q12-q13.I Part 1," *American Journal of Medical Genetics, Neuropsychiatric Genetics*, 54:36-43, 1994.
 52. Rasmussen, S.A., "Genetic Studies of Obsessive-Compulsive Disorder," *Annals of Clinical Psychiatry* 5:241-248, 1993.
 53. Rasmussen, S.A., and Tsuang, M.T., "Clinical Characteristics and Family History in DSM-111 Obsessive-Compulsive Disorder," *American Journal of Psychiatry* 143:317-322, 1986.
 54. Risch, N., "Genetic Linkage and Complex Diseases, With Special Reference to Psychiatric Disorders," *Genetic Epidemiology* 7:3-16, 1990.
 55. Risch, N., Yale University, New Haven, CT, remarks at "Understanding the Role of Genetic Factors in Mental Illness: Bridging the Gap Between Research and Society," a workshop sponsored by the Office of Technology Assessment and the National Institute of Mental Health, Washington, DC, Jan. 21-22, 1993.
 56. Sherrington, R., Brynjolfsson, J., Petursson, H., et al., "Localization of a Susceptibility Locus for Schizophrenia on Chromosome 5," *Nature* 336: 164-169, 1988.
 57. St. Clair, D., "Genetics of Alzheimer's Disease: Some Molecular Understanding of a Diverse Phenotype," *British Journal of Psychiatry* 164: 153-156, 1994.


58. Tienari, P., "Interaction Between Genetic Vulnerability and Family Environment: The Finnish Adoptive Family Study of Schizophrenia," *Acta Psychiatrica Scandinavica* 84:460-465, 1991.
59. Torgersen, S., "Genetic Aspects of Anxiety Disorders," *Archives of General Psychiatry* 40: 1085-1089, 1983.
60. Torgersen, S., "A Twin-Study Perspective of the Comorbidity of Anxiety and Depression," *Comorbidity of Mood and Anxiety Disorders*, J.D. Maser and C.R. Cloninger (eds.) (Washington, DC: American Psychiatric Press Inc., 1990).
61. Torrey, E. F., "Are We Overestimating the Genetic Contribution to Schizophrenia?" *Schizophrenia Bulletin* 18: 159-170, 1992.
62. Tsuang, M. T., "Genetics, Epidemiology, and the Search for Causes of Schizophrenia," *American Journal of Psychiatry* 151:3-6, 1994.
63. Tsuang, M.T., and Faraone, S. V., *The Genetics of Mood Disorders* (Baltimore, MD: The Johns Hopkins University Press, 1990).
64. U.S. Congress, Office of Technology Assessment, *The Biology of Mental Disorders*, OTA-BA-538 (Washington, DC: U.S. Government Printing Office, September 1992).
65. Weissman, M. M., "The Affective Disorders: Bipolar Disorder and Major Depression," *Concepts of Mental Disorder*, McClelland and Kerr (eds.) (London, England: Gaskell, 1991).
66. Weissman, M. M., "Family Genetic Studies of Panic Disorder," *Journal of Psychiatric Research*, (Suppl.) 27:69-78, 1993.
67. Weissman, M. M., Gershon, E. S., Kidd, K. K., et al., "Psychiatric Disorders in the Relatives of Proband With Affective Disorders: The Yale University National Institute of Mental Health Collaborative Study," *Archives of General Psychiatry* 41: 13-21, 1984.
68. Weissman, M. M., Merikangas, K. R., Wickramaratne, P., et al., "Family-Genetic Studies of Psychiatric Disorders," *Archives of General Psychiatry* 43: 1104-1116, 1986.
69. Weissman, M. M., Wickramaratne, P., Adams, P. B., et al., "The Relationship Between Panic Disorder and Major Depression: A New Family Study," *Archives of General Psychiatry* 50:767-780, 1993.
70. Woodman, C. L., "The Genetics of Panic Disorder and Generalized Anxiety Disorder," *Annals of Clinical Psychiatry* 5:231-240, 1993.

Implications for Society 3

Research involves people. People participate in research. People may benefit from research-driven improvements in clinical practice. And people face social perceptions and policies that stem from research.

Study of the genetic factors involved in mental disorders is no different. However, the polemics and controversy surrounding the genetics of mental disorders forestall reasoned discussion of what this research means to people with mental disorders and their families. The complexity of this research further compounds consideration of its clinical and social implications. And the uncertainty of the genetic mechanisms involved in mental disorders deters many from spending time (or money) on this topic.

It maybe unwise to devote a great deal of time and resources to the consideration of specific policies and implications of the genetics of mental disorders, given the early stage of research findings. But no discussion also seems an unwise choice. Clinicians, policy makers, people with mental disorders and their family members are left to decipher the complicated, confusing, and unevenly reported research results. No discussion also means that little opportunity for interdisciplinary dialogue exists among geneticists, mental health professionals, genetic counselors, ethicists, social analysts, and primary and secondary consumers.¹ People have no formal venue for voicing their concerns; experts outside of the mental health field have no official forum in which to share their experiences and knowledge.



¹Primary consumers are individuals with mental disorders; secondary consumers are family members or others who help care for people with these conditions.

BOX 3-1: Abuses of Human Subjects in Research

Publicized abuses over the course of the 20th century remind us of the need to safeguard the rights and well-being of human subjects involved in research. In general, the withering eye of publicity served to vanquish studies where abuse occurred and often led to policy reform. A clarion call was sounded in the Nuremberg trials of Nazi physicians, who used prisoners of concentration camps as subjects of “biomedical experiments” during World War II. During the trials, the accused defended their actions by arguing that it was not common professional practice among physician-investigators to seek consent of research subjects. In response to this defense, in 1948 the judges crafted the Nuremberg Code, which sets forth 10 “basic principles to satisfy moral, ethical and legal concepts” in the conduct of human-subject research.

Scientific research involving human subjects became common in the United States shortly before the outbreak of World War II. By the 1960s, however, concerns about unethical research practices began to surface. A case in point was the intentional infection with hepatitis of residents of the Willowbrook State School for the Retarded. In a series of experiments, begun in 1956 and spanning over a decade, institutionalized children with mental disabilities were infected with live hepatitis virus in an effort to develop a vaccine. The scientists justified their procedures by noting that hepatitis ran rampant through the institution and that all of the children would eventually contract the disease. Further, they maintained that only children whose parents had given their written consent were included in the experiments. Critics challenged these arguments, suggesting that parents may have been coerced into volunteering their children as a means of procuring placement at Willowbrook. Moreover, parents were misled to believe their children were to receive a vaccine against the virus and they were not informed of the risk to their children of developing chronic hepatitis and the possible link to cirrhosis in later life. Criticism eventually brought the experiments to an end in the mid-1960s.

Perhaps the most notorious case of unethical research in the United States is the Tuskegee Syphilis Study. From 1932 to 1972, scientists conducting a U.S. Public Health Service study of 400 African American men suffering from syphilis deliberately withheld treatment from them in order to study the effects of allowing the disease to take its course. The men were told only that they were receiving free treatment for

The workshop hosted by the Office of Technology Assessment (OTA) and the National Institute of Mental Health (NIMH) in January 1993 provided one of the first opportunities for comprehensive discourse of the issues raised specifically by genetic studies of mental disorders. Experts within and outside of the mental health field, as well as consumer representatives, discussed ethical issues that emerge during this research, the clinical implications of what we know about the genetics of mental disorders, and how society views these topics. The panel’s deliberations evinced the concerns many have about the genetics of mental disorders and characterized issues that have already emerged. This chapter documents the workshop discussion under three headings:

- ethics and research,
- genetic counseling, and
- public perceptions and social implications.

ETHICS AND RESEARCH

Diagnostic and treatment advances result from research, including studies involving human subjects. While few question the value of biomedical research in general, publicized abuses over the course of the 20th century highlight the need to safeguard the rights and well-being of research participants (box 3-1). Research of the genetic factors involved in mental disorders is no different; protection of research participants is a preeminent concern. However, the necessary involvement of whole families, the stigma and discrimination at-

BOX 3-1 continued: Abuses of Human Subjects in Research

"bad blood." The men received free physical examinations, hot meals on examination days, free treatment of minor ailments, and a guarantee that burial stipends would be paid to their survivors. Except for research procedures, including painful spinal taps offered as "cures," the men were denied treatment for syphilis. Treatment continued to be withheld even after it became apparent that penicillin was effective in treating the disease. In 1972, front-page news reports brought to public attention the deception and abuse surrounding the study. Critics regarded the denial of penicillin to treat the men's syphilis as the most egregious abuse. In addition, civil rights advocates pointed out the apparent practice of using vulnerable populations of poor, ignorant, imprisoned, or dying people as human subjects in scientific research. Critics also drew attention to the lack of a clearly defined protocol and the lack of uniform procedures or policies for reviewing experimental procedures or securing informed consent.

An ad hoc panel appointed by the U.S. Department of Health, Education, and Welfare (DHEW) to review the study recommended that it be terminated immediately. In 1973, Senator Edward M. Kennedy held hearings on human experimentation that presaged a complete revamping of federal policy on human experimentation. In May 1974, DHEW issued formal regulations governing the conduct of research involving human subjects. About the same time, Congress passed the National Research Act that created the National Commission for Protection of Human Subjects of Biomedical and Behavioral Research. The Commission advised the then Secretary of DHEW, Congress, and the President about ethical issues related to human experimentation and proposed ethical guidelines for the institutional review board system to use to assess research involving human subjects.

SOURCES: R.R. Faden and R.L. Beauchamp, *A History and Theory of Informed Consent* (New York, NY: Oxford University Press, 1986); J.H. Jones, *Bad Blood: The Tuskegee Syphilis Experiment* (New York, NY: Free Press, 1981); U.S. Congress, Office of Technology Assessment, *Neural Grafting: Repairing the Brain and Spinal Cord*, OTA-BA-462 (Washington, DC: U.S. Government Printing Office, September 1990); U.S. Congress, Office of Technology Assessment, *Biomedical Ethics in U.S. Public Policy—Background Paper*, OTA-BP-BBS-105 (Washington DC: U.S. Government Printing Office, June 1993).

tached to genetic and mental disorders, and the potential impact of mental disorders on reasoning and judgment compound and complicate ethical concerns. Workshop participants elaborated some of the difficult ethical issues that emerge from this research. In addition, several participants signaled the need for guidance on how to better deal with these situations.

The ethical conduct of research involving human subjects rests upon a bedrock of three values, first enumerated by the National Commission for the Protection of Human Subjects of Biomedical and Behavioral Research (National Commission): respect for persons, beneficence, and justice (46,65,68). Respect allows people to make and pursue their own decisions in an informed and voluntary manner. Beneficence seeks both to protect individuals from harm and to ensure benefits

from research involving human subjects. Justice refers to the fair and uncoerced selection of human subjects for research, especially among vulnerable populations.

The regulatory translation of these ethical principles guides nearly all research with human subjects today. Specifically, federal regulations demand that all federally funded human research projects must be reviewed and approved by an Institutional Review Board, or IRB (45 CFR 46.103(b)). This multidisciplinary panel considers risks, benefits, subject selection, and consent issues for proposed studies involving human subjects. Federal regulations further require that informed consent be obtained from each subject, although this can be waived in certain circumstances. In order to provide informed consent, the anticipated benefits and potential risks associated

with an experimental procedure must be explained to the individual; he or she must understand these factors, rationally weigh them, and then make a voluntary decision as to whether or not to participate.

Informed consent, while straightforward in principle, can be challenging to obtain, especially in complicated research designs. Packed with technical information, lengthy, or even incomplete, consent forms may baffle all but those with specialized expertise. One workshop panelist described this concern and the need for one-on-one, ongoing discussion to achieve informed consent (8):

We now have a pretty impressive informed consent form for breast cancer genetic research after a lot of work. . . on two single typed pages. Academically, we may have finally thought through many issues and anticipated some of them. But how do potential participants process all this and make a decision for themselves that they want to or do not want to participate in this research?. . . **Our most successful endeavors have been engaging individuals in one-on-one conversations. . . True informed consent is a discussion and a long, ongoing process.**

Although never translated into regulation, the National Commission acknowledged that mental disorders, which impact on cognitive processes, emotions, and behavior, may sometimes impair the ability to provide informed consent (65). The limited research data that exist fortify this observation. Severe symptoms of schizophrenia, including psychosis, paranoia, or delusions, can compromise an individual's competence to provide informed consent (3,32).

Of course, if a person is found incompetent to provide informed consent, proxy consent, given by a legally authorized representative, may be required and under certain circumstances requirements for informed consent may be waived (56). However, these approaches to consent are unlikely to be used commonly. For one, even hospitalized individuals with schizophrenia exhibit a considerable range of capacities to provide informed consent (32). And as one panelist noted,

IRBs around the country may not be informed on this subject (57):

A meeting held recently, jointly sponsored by the Office for Protection from Research Risks, the National Center for Human Genome Research, and NIMH . . . found that institution-wide IRBs know relatively little about mental disorders and they may need to be better informed about consent issues, substituted judgment issues and the like.

Perhaps most importantly, people with mental disorders and their families urge greater participation in research (24):

I'm not at all certain that we have done all that we can or the best job we could in terms of really thinking appropriately about informed consent. I appreciate the difficulties and understand the concerns that people have about the impact on the research enterprise, but I also think that we have to respect what others are telling us about the increasing role that consumers are playing in their own lives and in shaping their own lives. My own information that we gather from talking to people in our office is that the work that's done is focused on getting a signature. Get the signature, get the paper signed. Sometimes there's a good description and discussion of what's going on and what may occur and what the research is pointing towards and sometimes it's not so good and not so thorough.

In almost all cases it occurs once. I think we need to realize particularly in research of this type that we may want to see it as less an event and more a process. **We** may want to be sure as the research unfolds that those people most directly involved and affected continue to be updated and advised and understand what, in fact, is going on.

So I think we need to think more comprehensively about a partnership with the people who are involved as research subjects and recognize there's a lot more to consent than getting someone who is now not under the protection of some of the rest of the field because they are specifically excluded. . . There is some unfinished business in that regard. I think we need to be par-

ticularly sensitive to respecting our duty to inform and perhaps inform more than one way more than one time so that people can be full participants and partners in the research.

The conclusions of the workshop discussants—that informed consent requires more than a onetime paper signing event, that the issue of mental disorders and informed consent must be taken seriously, and that IRBs require support and education—echo the findings of a recent report from the Office for the Protection from Research Risks (OPRR)²(25,69). Panelists also urged greater sensitivity to the families of participants in research (34):

In mental illness the research subjects maybe fairly young . . . between the age of 18 and 21. . . with serious mental illness, and the families may be very involved in the individual's life. . . I would maintain in that type of situation . . . that the . . . ethical obligation (for informed consent and ongoing communication) extends to the family as well.

Let me give you an example. Say a family has identified a particular research protocol at a particular university and has informed the individual who has the mental illness of that program and they've made a collective decision that that program is an appropriate one and the individual goes to the program and at some point sits down and is informed about the research protocol and the risks of the research and the potential benefits of the research, et cetera.

In that type of situation where there is no apparent disagreement between the individual and his or her family, it would be my contention and I believe it's NAMI's [National Alliance for the Mentally Ill] contention that the obligation on the part of the researchers to inform would extend to the family. In other words, they would have an obligation to sit down with the family as well as that individual.

I realize that I just introduced a new subject, but that's something that we hear about a great

deal, that families initiate a referral and then they're completely written out of the process.

Several panelists expressed the opinion that family members should be more involved in research, participating in the consent process, in ongoing contact with researchers, and as members of IRBs (5,18). In pedigree studies, families are necessary participants, which challenges the traditional vantage point of bioethics. Concern for the individual subject has directed the evolution of bioethical concepts of informed consent, confidentiality, and voluntary participation. Researchers and ethicists on our panel noted the difficulties of adapting these ethical principles to studies involving whole families. One such issue raised by genetic research and discussed at the workshop is disputed paternity (14):

I feel privacy must be breached . . . in situations involving disputed paternity. I've had two cases where two daughters of two different individuals thought they were at risk for Huntington's when in fact they were not. That brings up two points. Obviously, they were told, in fact, in one case I had to tell the individual because the mother would not. In the other, the mother did eventually, after a lot of arm twisting, tell the daughter that, in fact, she was not at risk. In both cases, these two young women were pregnant. Now, that creates another issue and you might argue that the mother's privacy shouldn't be breached, but I feel that there's a right—that the daughter has a right to know something that impacts on the rest of her life, just as well as her mother has a right not to have anyone know what she did some 20 years earlier.

As the above example illustrates, pedigree research can reveal previously unshared information about biological relationships among family members. Such information pits the rights of some family members to their privacy against the rights of others to know if they or their children are at increased risk for a condition. Although researchers worry about discomforting and discour-

²This office is located in the National Institutes of Health, U.S. Department of Health and Human Services.

aging would-be research participants, several panelists gave voice to the opinion that pedigree research's ability to expose disputed paternity is required for true informed consent (18,46):

In discussing the business about informed consent, it's clear that unless that potential is brought out, one could be accused of violating the ethical principle of informed consent. In other words, if that's a possibility—even a relatively low risk—it must be revealed. And its not relatively low, it's relatively high. In some communities that I deal with, it's not five percent, it's more like 15 or 20 percent. . . . There are two ways of dealing with it. One is to have this in the informed consent form, and the other is to take the pedigree by asking, "Is this man the father of all your children?" (46).

Disputed paternity is not the only aspect of pedigree research that may incur conflict among family members. The very issue of informed consent becomes more complex, as described by one workshop participant (15):

One of the things that is unique about pedigree studies is the fact that it's no longer a dyadic relationship between a patient and a person involved in a clinical trial or other research. There are other people involved in the family. Does every person on that pedigree have to have an informed consent statement before you publish it? Do you publish it? How much clinical information do you include? Should you alter the pedigree to prevent identification? All these questions about how to handle the information in pedigree research are being raised without much inspection except by the ethical norms of the people doing it.

Not only does a single individual consent to participate in a pedigree study, but the participant must be informed that relatives will be asked to participate (56,69). Family members participating in the study must be given the option to consent as well. Researchers must decide and inform participants of which information will be shared with family participants. A medical geneticist and ethicist on the workshop panel noted (46):

Most IRBs I am familiar with . . . treat the pedigree as part of the patient record and there-

fore all the information related to that patient is considered confidential in the same way that clinical records are considered confidential. They don't approach any other members of the family for testing unless they get the permission from the proband or consultant in the pedigree.

Of course, problems can emerge if family members disagree about participation in a research project. An example from research in Huntington's disease is illustrative (14):

A young woman completed a Family History Questionnaire and signed an informed consent form placing her family on the Roster. When asked to identify family members who would be best suited to complete an affected questionnaire, she identified her brother. A packet of information concerning Huntington's disease and explaining the purpose of the Affected Questionnaire was sent to the brother. Several days after the questionnaire was mailed, a certified letter from the brother's attorney was received stating that he wanted "his family" removed from the Roster.

Family members may have different feelings about a disease or about participating in research. Individuals may want to ignore the presence of a disease within their family, deny its existence, or may guard such information as a secret, even from other family members. Stigmatized genetic conditions and mental disorders are certainly sensitive issues for many families. These concerns highlight the unique kinds of risks that pedigree studies pose to individuals and families. While physical risks, such as possible side effects of a new medication, may be minimal or nonexistent in pedigree research, information about genetic status or mental disorder pose what a recent OPRR report calls *psychosocial risks*. "Information can provoke anxiety and confusion, damage familial relationships, and compromise a subject's insurability and employment opportunities" (69). IRBs may not appreciate the nature of these risks and thus may dismiss them as insignificant, a neglect that OPRR cautions against.

Because of the psychosocial risks presented by genetic research, confidentiality of information becomes paramount. Experts advise that as much

information as possible be kept private from other family members participating in genetic studies. Information that must be revealed should be disclosed only with the full knowledge and agreement of each participant. But privacy or confidentiality concerns extend beyond family members. Family and genetic studies of mental disorders can unearth a host of sensitive information, such as the presence of a mental disorder, increased family risk for a condition, other behavioral problems, substance abuse, and criminal history. This type of information in the hands of private insurers, employers, or others could pose grave risks to an individual participating in research. To address this concern, NIMH encourages the use of certificates of confidentiality to prevent access to individually identifiable research data by insurance companies, government authorities, or other third parties. Evolved in the context of substance abuse research, this certificate protects investigators from the compulsory revelation of potentially harmful research data (42 CFR Part 2a, 1991). Indeed, an NIMH scientist indicated that the mental health research community increasingly uses certificates of confidentiality (57).

The certificate of confidentiality does not preclude reporting cases of child abuse or imminent suicidal or homicidal behavior. Neither does the certificate of confidentiality inoculate against the inadvertent revelation of information by the research subject, as noted at the meeting (57):

Let me warn you that there's a potential leak in the system. Not so much in the system, but in the way in which it's used practically. Individuals who go for testing before they enter a research protocol may be told, "Well, we'll be happy to enter you in our protocol, but we need to be sure about the diagnosis. We need to have certain blood tests," and the person goes in to their private physician and says, "I want to get a blood test to check out X, Y, and Z, and the reason is that I'm about to participate in a research study on the genetics of Alzheimer's disease." So, the physician writes down, "To participate in research study on Alzheimer's disease, ordering the following studies," and files for insurance

reimbursement. The person himself has already let out of the bag information which can and will go to the insurance company.

Apprising research participants about this potential problem is yet another important component of informed consent. Finally, a representative (12) from one consumer organization—the National Depressive and Manic-Depressive Association—notes that:

[a] Confidentiality Statement serves no purpose if the storage of research data is accessible. Any data storage device that has telecommunication ability, or that is networked to such a main server is vulnerable. ALL RESEARCH DATA WITH ANY FORM OF PATIENT IDENTIFIER, INCLUDING "INTERNAL CODE," MUST BE ISOLATED DURING WORK AND KEPT IN A STAND-ALONE DATA BASE WITH NO TELECOMMUNICATION INTERFACE AT ALL [capitalization in original letter]. We feel this is absolutely necessary, absolutely imperative to protect information from incursion by 1) government at any level, 2) insurance companies, 3) current or prospective employers, 4) media snoops, 5) current or prospective families, and 6) hackers. Should the research data for any particular individual be requested, that patient should be asked to execute a specific Release of Information.

While not discussed in great detail, workshop participants also raised concerns about how to handle data and biological materials after a research subject withdraws from a study or in future studies, for which informed consent was not specifically garnered. Federal regulations clearly require that subjects be free to withdraw from a research project without penalty or loss of benefits to which they are otherwise entitled. Regulations do not address the use of data or tissue samples should a participant decline further study participation. A panelist noted that the ruling in a 1990 California Supreme Court case—*John Moore v. The Regents of the University of California*—provides guidance (57). In that case, the court held that cell lines transformed from a donated blood sample are not the property of the person who donated the sample. In line with this ruling, work-

shop participants speculated that people who withdraw from a genetic research project might not necessarily be able to require destruction of all of the information and biological materials previously provided. There are questions about this case's applicability, however. For example, could a withdrawing research subject request that all identifiers linking the data or samples to him or her be purged? Also, *Moore* constitutes binding legal authority only in California. As of this writing, it has not been adopted in other jurisdictions.

Having invested considerable time and resources into the collection of data and biological materials from extended families, researchers may desire to test new genetic markers or hypotheses as they arise. Must researchers seek renewed informed consent? Most experts do not advise the destruction of valuable and perhaps irreplaceable resources. On the other hand, relevant ethical concerns raised by a new study may make renewed informed consent indispensable. A Huntington's disease researcher described his approach to this problem (14):

I would be concerned if I collected DNA on people and then simply discarded it when it might be very useful to them. So I would suggest that you have an informed consent saying that we 're going to keep this DNA and it will on] y be used with your written consent, like we do in our Huntington's disease DNA bank.

OPRR offers similar guidance (69):

Where a new study proposes to use samples collected for a previously conducted study, IRBs should consider whether the consent given for the earlier study also applies to the new study. Where the purposes of the new study diverge significantly from the purposes of the original protocol, and where the new study depends on the familial identifiability of the samples, new consent should be obtained.

What if research results become clinically relevant? Should someone be informed if it becomes clear that he or she has a 90 percent risk of developing a serious medical disorder, for which preventive interventions or effective therapies exist? Several obstacles preclude a simple yes in re-

sponse to this question. An individual who participates in research may not want to know such information. A researcher in a laboratory, who has had no contact with the subject, may make the health risk discovery. In this situation, who contacts the research subject? Researchers assert that the question should be put to subjects directly: if we discover that you are at risk for a severe disease which is preventable, do you want us to inform you? NIMH's approach to this topic offers one example. It advises its grantees that consent documents clearly indicate whether subjects will be given the results of genetic tests used in research (56).

GENETIC COUNSELING

The standing room only crowds at seminars hosted by NAMI hint at the desire—among family members and people with mental disorders—for more information about the genetics of mental disorders (24). “[W]hat invariably happens is that people line up from the audience and they say, “Let me tell you about my history. I have this, this, and that. What’s the risk [to me and my family]?” (28). While genetic counseling for mental disorders apparently occurs rarely (29,63)—an informal survey of genetic counselors in the New York area indicated that only a small number of people request counseling on mental illness (42)—consumer representatives at the OTA-NIMH workshop testified to a hunger for knowledge about genetics among people with mental disorders and their families (5).

[T]here is a tremendous hunger for knowledge. Not for it to be packaged to us, but for us to be given both the uncertainty and the certainty. . . Consumers want to know. The first thing that almost every consumer said [in a survey of 650 consumers in Virginia] is “I want to know, even if it’s uncertain, even if it’s complicated, I want to know,” because mental illness for so many people has been presented as a mystery or as something that we are responsible for. To have information, even well-informed guesses given to us as that, is something we hunger for.

The relay of genetic information occurs formally in the context of genetic counseling. A recent report from the Institute of Medicine (35) defines genetic counseling as:

the process by which individuals and families come to learn and understand relevant aspects of genetics; it is also the process for obtaining assistance in clarifying options available for their decisionmaking and coping with the significance of personal and family genetic knowledge in their lives.

The first question that needs to be addressed is whether genetic counseling is appropriate for mental disorders at all. A variety of factors would seem to answer no. The genetic contribution to these conditions is complex and incompletely understood. Certainly, there are no genetic tests for mental disorders. Even what is inherited is unclear. And genes by no means account for the whole picture. As indicated in chapter 2, mental disorders are generally considered multifactorial conditions; genetic and nongenetic factors are both involved. Furthermore, there is no known way to prevent the mental disorders considered in this report (although treatment may prevent relapse of symptoms in some conditions).

The enumerated rationale against genetic counseling for mental disorders neglects both the strengths and common application of genetic counseling as well as the desire for information among consumers. Genetic counseling is not simply about single gene disorders, disorders for which there are genetic tests, or the certain prediction of disease; it has a much broader application. The whole field of genetic counseling evolved around the concept of relaying risk information, probabilities, and uncertainties. Principles derived from genetic counseling—concerning risk communication and respect for client autonomy—can inform the relay of genetic information concerning mental disorders (8). As noted in a recently published psychiatric genetics text: “[A]n informed and responsible genetic counseling service has a small but definite current role, and this is likely to increase in the future” (43).

It is true that no known interventions can prevent the development of the mental disorders discussed in this background paper. But, once again, mental disorders are not unique in this regard. Treatments effective for many people with mental disorders are available. Awareness of increased risk for a condition can help alert individuals to the earliest signs of a condition, permitting early treatment that may prevent the most debilitating symptoms and long-term impairment. Genetic counseling also offers an opportunity to correct common misperceptions about disorders with a genetic component: namely that genetic conditions are impossible to treat or that these conditions require biological treatment (43).

Many times a person with a severe mental disorder or his or her family members fear that children or siblings face a similar fate: a severely disabling and chronic condition. Not infrequently, severe mental disorders afflict generation after generation in a family. In this situation, information about the genetic risk for a condition can relieve fears. As noted at the workshop by the executive director of NAMI, and the mother of a daughter with schizophrenia (24):

Family members attending workshops and lectures on the genetics of mental illness almost always bring questions “This is my family. What do you think?” Peoples’ levels of anxiety are enormously high and almost always their reaction is “It’s not as bad as I thought. We’re not fated to have these dreadful illnesses in their most dreadful form just because we want to have a human experience and reproduce and have an extended family.

So, there’s an enormous amount of misunderstanding and partial understanding, even among families, and certainly families in the Alliance are as well educated and knowledgeable about these disorders as any. So that the provision of knowledge offers an enormous amount of relief.

Recurrence risk is the most elementary information transmitted in genetic counseling (7,8,35,61)—an individual’s risk of inheriting a condition. For mental disorders, no genetic test

TABLE 3-1: Averaged Risks of Mental Disorders

	Schizophrenia	Bipolar disorder	Major depression	Obsessive-compulsive disorder	Panic disorder
General population	1.070	0.8%	4.9%	2.6%	1.6%
First-degree relative (parent, child, or sibling)	9.0-1 13.0% ^a	4.0-9.070	5.9-1 8.4%	25.0%	15.0-24.7%

^aRisk is 46 percent when both parents are affected.

SOURCE: K. Berg and D.G. Kirch, National Institute of Mental Health, National Institutes of Health, U.S. Department of Health and Human Services, Bethesda, MD, 1992.

can lead to an individualized assessment.³ Rather, estimates of risk reflect pooled data from family studies, with varying levels of information available for different disorders (tables 3-1, 3-2, and 3-3). Empirical risk estimates convey the probability of mental disorder among family members. For example, while approximately 1 percent of the general population will develop schizophrenia, nearly 10 percent of those with a first-degree relative with schizophrenia will become afflicted. First-degree relatives in general face a tenfold increased risk for schizophrenia.

Individuals with mental disorders and family members may find comfort in knowing that a mental disorder is not inevitable for loved ones. But recurrence risk estimates do present difficulties. The concept of empirical risk can be difficult to understand and act upon, which is why experts in genetic counseling emphasize the importance of risk presentation and interpretation (4,35,64). How an individual interprets risk estimates varies depending on how the risk is perceived and communicated. Research into several genetic conditions shows that a variety of factors influence the perception of recurrence risk, including the nature of the illness and its perceived burden. While little research has focused on the perception of risk or perceived burden of mental disorders, existing

data suggest diverging experiences among primary and secondary consumers. In one small study, 92 percent of well family members versus 25 percent of affected individuals viewed schizophrenia as a severe, debilitating disorder entailing extreme burden (55). Only 29 percent of the well family members, versus 66 percent of individuals with schizophrenia, reported that they would have children. In another study, 19 people with bipolar disorder and their well spouses were asked about their perception of the disorder: approximately 50 percent of well spouses compared with 5 percent of the bipolar patients indicated that they would not have married and would not have had children if they had known more about bipolar disorder (59).

Perceptions of risk and mental disorders are not the only obstacles to genetic counseling. Simplified, recurrence risk data itself can be misleading. Recurrence risk estimates do not distinguish the severity of disorder or the age of onset among family members. They provide no information about the genetic mechanisms at play. Recurrence risk in a particular family may greatly exceed or fall below the tabulated estimates. For example, if several members of a family have a particular mental disorder, usually with an early age of onset and severe course, other family members are more

³ Even when genetic tests are available for a disorder, predictive ability can fall short of the absolute, reflecting the **specific genetic** factors at play and always present possibility of human error.

**TABLE 3-2: Risk of Mood Disorder Among Siblings of Individuals
With a Major Mood Disorder by Status of Parents^a**

Study	Proband diagnosis	Sibling diagnosis	Risk to sibling when neither parent has a mood disorder (percent)	Risk to sibling when at least one parent has a mood disorder (percent)
Rudin, 1920	Mood disorder	Mood disorder	7.4%	23.8%
Schulz, 1930s	Mood disorder	Mood disorder	14.3	26.1
Luxenburger, 1930s	Mood disorder	Mood disorder	3.4	16.1
Pollock, Malzberg, and Fuller, 1939	Mood disorder	Mood disorder	1.3	3.8
Stendstedt, 1952	Mood disorder	Mood disorder	13.5	17.9
Reich, Clayton, and Winokur, 1969	Bipolar disorder	Mood disorder	10.0	21.0
Johnson and Leeman, 1977	Bipolar disorder	Mood disorder	18.4	23.2
Angst et al., 1980	Bipolar disorder	Bipolar disorder	1.2	5.6
	Bipolar disorder	Unipolar disorder	4.1	8.4

^a Summary of data presented in reference number 62. Authors note in text that empirical risks available on mood disorders generally do not take into account the multiple occurrence of such disorders in families. The exception is demonstrated in the table: the risk for mood disorders among siblings of individuals with these conditions when the status of the parents is known. All of the available studies indicate that the risk to a sibling is substantially increased if one of the parents is also ill.

SOURCE: M.T. Tsuang and S.V. Faraone, *The Genetics of Mood Disorders* (Baltimore, MD: The Johns Hopkins University Press, 1990).

likely to develop the condition than average estimates of risk suggest.

Several implications flow from the limits on recurrence risk information for mental disorders. Sensitivity to varying understanding of illness and probability, as well as personal and cultural factors, must imbue genetic counseling. Average estimates of recurrence risk cannot stand alone; a careful diagnosis and family history provide an essential framework for the individualized interpretation of recurrence risk data (box 3-2). Finally, workshop participants concurred that more data are needed to better characterize specific risks that family members face in order to inform genetic counseling.

Genetic counseling extends beyond communicating recurrence risk. A complex tangle of concerns and questions impel the pursuit of information on genetics and mental disorders. One workshop participant, who is an expert in genetics and mental disorders, described a typical scenario (20):

A couple, who was contemplating having a family, sought genetic counseling on depression. The wife had experienced her first bout of severe depression. She expressed concern that symptoms may flair up postpartum, jeopardizing her job, the income from which was crucial for the family. They worried aloud about their relationship which was shaken by the depressive episode and the husband's ambivalence about having a child. These are common concerns expressed in genetic counseling: people are generally confronting a new diagnosis, fear the worst, not just in terms of risk to a child, but also in terms of the impact of the disorder on the family and the impact of a pregnancy and child-rearing on the health of a parent dealing with mental illness.

The panoply of concerns surrounding mental disorders and genetics underscores what genetic counselors are realizing increasingly: the relay of genetic information occurs in a therapeutic relationship (4,8,35). Support, counseling, and followup services can assist individuals and their

TABLE 3-3: Familial Risk of Schizophrenia^a

Relationship	Percentage of risk
General population	1%
Spouses	2
Third-degree relatives	
First cousins	2
Second-degree relatives	
Uncles and aunts	2
Nephews and nieces	4
Grandchildren	5
Half-siblings	6
First-degree relatives	
Parents	6
Siblings	9
Children	13
Siblings with one schizophrenic parent	17
Dizygotic twins	17
Monozygotic twins	48
Children of two parents with schizophrenia	46

^aRisk estimates based on pooled data from the more than 40 systematic family and twin studies between 1920 and 1987.

SOURCE. 1.1. Gottesman, *Schizophrenia Genesis: The Origins of Madness* (New York, NY W.H. Freeman, 1991).

families in coping with a diagnosis of mental disorder, the risk family members face, and life decisions that may follow. Sensitivity to an individual's willingness and ability to receive genetic information is but the first demonstration of this psychotherapeutic component of genetic counseling. The provider of genetic services needs to be sensitive to the concept of the "teachable moment," the point at which an individual, couple, or family is most able to comprehend and absorb the information being given. A primary consumer at the OTA-NIMH workshop described the framework for the delivery of genetic information—the realization that one's life is altered by a mental disorder (5):

I need to know that . . . the information is there if I need it. . . As somebody with a primary psychiatric diagnosis, I will say that it is a proc-

ess **that** one goes through of accepting that one first of all has an illness of this sort. I think that we go through stages that are almost like Kubler-Ross' stages of accepting death because who I believed I would be, who my family believed I would be, is not who I am, We die to ourselves. We die to our hopes, we die to our family's hopes and somehow we have to begin to find life beyond that. And we need to know that there is some information out there and we would like to draw from it because we also reconstruct our lives. We reconstruct who we are in the shifting ground of our disorder.

Providing information only upon request is an overriding principle of genetic counseling. It signals not only a sensitivity to consumer receptivity, but the value placed on individual autonomy in making life choices. Respect for individual autonomy drives nondirective counseling, which does not explicitly or implicitly make judgments on such personal decisions as marriage and child-bearing. Medical geneticists harken to the wisdom of helping people at higher risk for a disorder to make decisions for themselves, by detailing the experiences and decisions that others have made (14):

Invariably I'm asked "Should I have children or not?" When that happens I tend to use Yogi Berra's edict. When you come to a fork in the road, take it. What I mean by that is that people confronting similar risks make different decisions and I provide them examples.

One was Marjorie Guthrie. When she was invariably asked: Why did you have children, she would say, "Well, Woody had 45 fantastic years of life, very productive, etc., and I had three children. I am delighted I had them." That one perspective.

The other side is the case of the president of our Huntington's disease association; we had her come to talk to our medical students. She would say when asked that question: "Oh, I would never dream of bringing children into the world."

I would point out both sides of these situations to this person and say "By the way, there are a lot of people on both sides and therefore whichever decision you're going to make and

BOX 3-2: Genetic Counseling for Mental Disorders

In 1978, Tsuang enumerated several steps required in genetic counseling for mental disorders. These guidelines were the first published information on the subject. While genetic counseling has evolved since that time, it is useful to review this earlier set of recommendations, which makes clear the need for accurate diagnosis, the limitations of genetic risk information, and the need to dispel any myths that may exist.

Dispel any myths. Many people have erroneous beliefs about mental disorders and genetics. They often equate genetic risk with the certitude of disease and believe that a genetic disorder is untreatable. At the outset of any counseling session, it is incumbent on the care-provider to dispel such myths, clarifying the multifactorial nature of most mental disorders and the availability of effective treatments.

Establish an accurate diagnosis. Accurate prediction of genetic risk rests on accurate diagnosis, sometimes difficult to obtain in mental disorders. Necessary resources for a diagnosis include information from personal interview, available medical records, and relatives.

Obtain a comprehensive family history. While collecting family history data—via interview of the individual seeking genetic information, direct interview of relatives, and medical records—poses difficulties, family history is essential for genetic counseling. It permits a more individualized risk assessment.

Estimate recurrence risk. Based on diagnostic information and family history, a counselor can estimate the risk of mental disorder to an individual and his or her family members. In conveying the recurrence risk that an individual faces, a counselor discusses the limits of empirical risk estimates, including the lack of knowledge on genetic mechanisms involved and severity of condition that may arise.

Provide a framework for decisionmaking. Individuals seeking genetic information often do so in the context of personal decisions on marriage and childbearing. What the genetic counselor can provide is an objective and accurate portrait of the disorder, its treatment, related disability, and the financial supports and other services available and required. While advice on family planning is inappropriate, information on different decisions and experiences regarding genetic information may help clarify the factors involved in such personal decisions. Simply listening to the concerns and desires of individuals seeking genetic information also may help them cope with their illness and its impact on their lives.

Follow up the counseling session. Followup of a counseling session is integral to the process. A followup contact confirms accurate recollection of genetic information, can address any new questions that have arisen, and in general demonstrates support and sensitivity. Finally, a written record of the information derived in genetic counseling, for any future use, should be forwarded to the individual and/or his or her primary mental health care provider.

SOURCE M.T. Tsuang, "Genetic Counseling for Psychiatric Patients and Their Families," *American Journal of Psychiatry* 135:1465-1475, 1978

I'm certainly not going to tell you which one to make, there are a lot of people who would agree with you and leave it at that.

Many people with a mental disorder (or any condition that is genetic) **and their family members confront the decision of whether that individual should have a child.** Indeed, information on genetics is often sought in the context of family

planning. In this context, highly charged issues can emerge for people with mental disorders (24).

When I talk to and listen to many consumers, they are not all nearly as supportive of this kind of effort as we might like them to be. The reason is because we have an unfortunate history in psychiatry, in public psychiatry in particular, of coercion, control, and sterilization in state hos-

pitals. These things, we feel, have receded into the misty past but they're right up close to folks who are living with these disorders. So, when they hear you talking about genetic counseling, they think what you're really saying in code is, "I'm going to tell you how you should not have children. If I talk to you long enough and strong enough, you will believe me and you will do what I am counseling you to do."

I certainly understand that's not what the goal of genetic counseling is, but that's how it's understood and that's how the public wants it to be done for people with these disorders. . . The outcome that many people are seeking is exactly the eugenic outcome that you described. . . That's what the whole incredibly powerful disability rights movement opposes. Mentally ill people are now part of that movement. The disability rights movement is not at all warm toward this aspect of your work because there's a very strong implicit statement about the value of their life as a disabled person. . . The way it's received by disabled people, and certainly I think the way many mentally ill people receive it, is that it's part of keeping them separate. It's part of saying, "You're not really normal. For instance, we don't think you should have a family life with children. . ."

So, we have to be aware of what stigma in society has done, the high degree of defensiveness that it has created to the kind of information that we're trying to bring and the sense that many people have in the disability movement that there's a political undertone here of social control that is very, very worrisome. Having been so recently released from second-class status, having so recently seen themselves as full participants, they're very sensitive to anything that would seem to discount their value as whole people, real people, responsible people who can and should make judgments for themselves about their life.

The principle of **nondirectiveness, so deeply embedded in genetic counseling, opposes the eugenic interventions that consumers fear. Psychiatric geneticists generally spurn directive counseling against childbearing as well, not only out of respect for consumer autonomy, but also on scientific grounds (27,28). "It needs to be said at**

the outset that there is no place for public health campaigns persuading people with psychiatric disorder or a strong family history of psychiatric disorder not to have children" (43). Recurrence risk for family members is usually low for mental disorders (except when both parents are afflicted, for example, with schizophrenia). These conditions are often treatable. And the factors producing increased recurrence risk are not well understood. Thus, the avoidance of childbearing is not scientifically supportable as a means of primary prevention-eliminating mental disorders from the population.

While experts largely eschew eugenic principles and directive counseling on reproductive decisions for mental disorders, it would be dishonest to ignore the difficult, indeed imperfect, translation of these principles into practice. In the clinical realm, nondirective counseling, that does not reveal the clinician's own view of the burden of illness or what best for the consumer, requires considerable skill (4,8,46). Society's negative view of mental disorders also thwarts freedom of reproductive choice (54,64). Possible stigmatization can influence the reproductive decisions by creating a sense of public disapproval (see next section). Secondly, it may result in depleted public resources and services for people with mental disorders. Having a child with an increased risk of a mental disorder, when services are inadequate for their care, is hardly an unhampered decision (50).

Many experts take explicit exception to nondirective counseling of people with a mental disorder when extremely disabled, raising questions about decisionmaking and child-rearing capabilities. For women with severe mental disorders, childbearing presents several other issues, including birth complications, potential teratogenic and other negative effects of some psychotropic drugs on offspring, the effect of pregnancy and the postpartum period on the mother's mental disorder, the mother's ability to handle the additional stress of raising a child, and the risk of adversely affecting the child's development. One workshop participant, a primary and secondary consumer, noted

that all too often a mother with a severe mental disorder—in the midst of a symptom crisis—also faces the loss of custody of her children, a devastating reality that might be avoided with parental supports and adequate treatment (6). In light of these concerns, a small body of research addresses issues around family planning for women with severe mental disorders (17,33,44,53).

Workshop participants raised several other issues concerning genetic counseling and mental disorders: 1) the provision of genetic services, 2) multiple consumers of genetic counseling services, and 3) adoption and genetic counseling.

The provision of genetic services. While genetic counselors and mental health care providers both have skills and expertise important for the relay of information on the genetics of mental disorders, professionals in neither field are fully trained to do so. Genetic counselors have knowledge of human genetics, are experienced in risk communication, and are steeped in a professional culture that respects individual autonomy. They typically do not have expertise in mental disorder diagnosis and treatment. Mental health care providers, on the other hand, offer expertise in the diagnosis and treatment of mental disorders; their knowledge of genetics and genetic counseling is limited. Given the dearth of genetic counselors—there are approximately 1,500 genetic counselors in the United States, half of whom concentrate on prenatal counseling (8)—the most realistic solution to this knowledge gap is the transfer of competencies among professionals. Genetic counselors and experts in medical genetics can help educate mental health professionals about the relay of genetic information; also, they may increasingly form partnerships with mental health care providers.

Workshop participants noted another impediment to the delivery of genetic services: the way in which it is financed. Private insurance rarely reimburses genetic counseling as an independent service (42,46). Thus, most genetic counseling occurs in the context of a health care delivery team. Also, the reimbursement system is not geared to services that go both to an individual with a disorder and their families. Finally, any ex-

ension of genetic counseling to people with mental disorders will have to ensure that expertise reaches the public system of care, on which so many individuals with the most severe conditions rely.

Multiple consumers of genetic counseling services. The client or consumer of genetic counseling services includes not only an individual with a disorder, but also his or her family members and prospective spouses. All have an interest and may seek information on the inheritance of a condition. One workshop panelist noted the tensions that exist (18): “I don’t have one client, I always have the family. So, I’m always juggling a lot of different balls in terms of who am I actually addressing, different issues for everybody in the family.” Ideally, the provision of genetic information will not pit relatives, future spouses, and individuals with mental disorders against one another. In practice, however, information on diagnosis and the inheritance of mental disorders can lead to serious interpersonal conflict as well as raise legal and ethical concerns. In general, providers of genetic services try to balance their duties to maintain confidentiality—a primary but not absolute concern in the eyes of the law—against disclosing information, when confidentiality could cause harm to a third party (2,30,58; see previous discussion).

Adoption and genetic counseling. It is not uncommon for women with severe psychiatric disorders to give up their children for adoption. Prospective parents therefore may have an interest in learning the risk for serious mental disorder in their adopted offspring. One workshop panelist indicated that “probably the most frequent call I get is from a prospective adoptive parent who goes through regular adoption agencies in the United States and finds out that the child has a mother with schizophrenia (19).” Adoptive parents face barriers to information. In addition to the limited number of professionals able to give genetic information on mental disorders, access to information on the mental health history of biological parents may be lacking(11).

PUBLIC PERCEPTIONS AND SOCIAL IMPLICATIONS

Research does not move forward in a social vacuum, simply unveiling new knowledge. Obviously, biomedical research has as one primary goal the improvement of clinical care. But the interface between research and society goes beyond clinical practice. Scientific advances become the tools of public opinion and social policy (51). Conversely, the social perception of a scientific approach can fuel popular support or opposition. The subject of the workshop—genetics and mental disorders—invokes powerful images and arouses intense public reactions. This section considers public perceptions of genetics and mental disorders, how they intermingle, and some of the social and public policy issues that emerge.

Molecular genetics has become a modern-day celebrity (49,52). Featured on the front pages of newspapers and popular magazines, molecular genetics is often described as instruction manual, crystal ball, and pharmacopoeia all rolled up into one (for a recent example, see reference 23). This air of expectation that surrounds genetic research has led many commentators to express the hope that human diseases will be vanquished and even many social ills will be eliminated (16,37,40). The general public apparently accepts this expectation, with national surveys showing enthusiasm for genetic testing and gene therapy (41).

Some analysts worry about the hyperbole and value-laden symbols used to describe molecular genetics. Genes are characterized as good or bad; there are popular references to people “going shopping” for genes when choosing a mate or adopting a child; complex traits and behavior are boiled down to DNA fragments. Many liken genetics with invariable or unchangeable characteristics. In an analysis of *The Social Power of Genetic Information*, one workshop participant characterized how gene-talk has infiltrated the public’s psyche (49):

You can be sure that genetic ideas have been popularized when you see a button saying “Gene police! You—Out of the Pool!”; or a Mother’s Day card, to a daughter who is herself a mother,

that says on the front, “What a good Mother you are,” and on the inside, “It’s all in the genes.” Even the advertising industry seems to have assimilated genetic concepts: an ad for a BMW boasts its “genetic advantage.”

Slogans by themselves are hardly dangerous. But their influence on public attitudes may be, especially among people unfamiliar with genetic principles—as is the norm (67). Perhaps most ironically, expressed genetic “triumphalism,” as the editor of the prestigious journal *Nature* termed it (40), fuels a backlash against the very science it once celebrated. A recent article in *Time* magazine noted that “[t]here is already talk of a genetic backlash, a revolt against the notion that we are our genes, or, as one critic put it, ‘that our Genes R Us’” (23). Data from surveys also convey public fears and concerns about genetic testing and genetic engineering (23,41). Researchers of the genetics of mental disorders, who participated in the OTA-NIMH workshop, described how just a few years transformed them from scientific heroes to pariahs among their peers (19). In a recent manuscript, a scientist who participated in the workshop notes that genetics is often equated with Nazism. “Critics of this enterprise are quick to associate contemporary strategies with the lurid and disquieting past abuses of biology by the Nazis, resulting in the sterilization or murder of thousands of mental patients, the physically handicapped, and millions of ‘non-Aryans’ during the Holocaust” (31). Similarly, a researcher into twins who are discordant for schizophrenia notes in a recent text that he was “publicly called ‘anew Mengele’ by a psychiatrist at a national conference” (60). He concludes that “[f]or a few people it seems that anybody who studies twins is automatically assumed to be a fascist or worse” (60).

Withered support for research is not the only worrisome result of exaggerated or simple-minded claims about genetics. The public’s perception of genetics is a primary thread in the fabric of public policy. Many analysts express alarm at the potential discriminatory use of genetic information, falsely perceived as forecasting a certain, unyielding, or completely incapacitating fate

(1,48). A preliminary case study describes some of the discriminatory consequences of such viewpoints (9):

Genetic conditions are regarded by many social institutions as extremely serious, disabling, or even lethal conditions without regard to the fact that many individuals with “abnormal” genotypes will either be perfectly healthy, have medical conditions which can be controlled by treatment, or experience only mild forms of a disease. As a result of this misconception, decisions by such institutions as insurance companies and employers are made solely on the basis of an associated diagnostic label rather than on the actual health status of the individual or family. . . . Once labeled . . . an individual may suffer serious consequences. . . . These include inability to get a job, health insurance, or life insurance, being unable to change jobs or move to a different state because of the possibility of losing insurance, and not being allowed to adopt a child.

Genetic discrimination has received considerable attention from policy makers and analysts. In fact, 5 percent of the National Institutes of Health’s National Center for Human Genome Research budget—\$5 million in fiscal year 1992—is devoted to the task of addressing the Ethical, Legal, and Social Implications (ELSI) of genetic information (see chapter 1). Among the most discussed **issues are insurance and employment discrimination on the basis of genetic test results (box 3-3).**

While genetic information and the perception of genetics may serve to limit access to health care, its social influence may be more insidious. Public pressure may mount against individuals viewed as passing on disease genes to their offspring. Citing survey results, a recent OTA report concluded that “stigmatization of carriers [of the gene for cystic fibrosis] is likely to focus on beliefs that it is irresponsible and immoral for people who could transmit disability to their children to reproduce” (64). In response to a 1990 general population survey, 39 percent said “every woman who is pregnant should be tested to determine if the baby has any serious genetic defect.” Nearly

10 percent of those surveyed expressed the belief that a woman should be required bylaw to have an abortion rather than have the government help pay for the child’s care. Public opinion may even turn against bringing a child into the world with a benign genetic condition. The public response to TV anchorwoman Bree Walker Lampley’s pregnancy is illustrative. When she became pregnant with her second child, she found herself the focus of Los Angeles radio talk show attacks. Ms. Lampley has a genetic condition-ectrodactyly-which manifests as the absence of one or more fingers or toes. Because her offspring are at a 50 percent risk of inheriting the condition, the radio talk show callers and host criticized Lampley’s pregnancy.

Mental disorders are among the most stigmatized of health conditions. Although attitudes toward mental disorders appear to be improving (12,13), data continue to show that the public is uneducated about mental disorders, fearful of it, and hostile to people with these conditions (63,66). For example, a recent national survey of public attitudes toward people with disabilities shows that from the public’s perspective mental disorders are the most disturbing of all disabling conditions (47). Many individuals harbor beliefs that bad parenting, personal inadequacy, weakness of character, or sinfulness lie at the root of severe mental disorders (63). The news and entertainment media promote these stigmatizing views with their routine presentation of people with mental disorders as incompetent, ineffectual, and violent (63,66).

Ignorance and negative attitudes, combined with other factors, wreak havoc on the lives of people with mental disorders. Data from surveys and other research show the tragic consequences: people with severe mental disorders suffer poor self-esteem and discrimination in employment, housing, and access to health care (39,66).

The negative attitudes attached to mental disorders aggrieve family members as well. In addition to becoming the most significant care-provider, family members suffer psychological consequences.

BOX 3-3: Policy Protection Against Genetic Discrimination

As genetic tests for a host of diseases become available, analysts worry that insurers and employers will increasingly discriminate on the basis of genetic test results. For example, insurance companies may discriminate by denying life, health, or disability insurance to people found to carry disease-related genes. Employers may use genetic screening to eliminate job applicants or current employees who are likely to be frequently absent from work, be less productive than other workers, or would increase costs of employer-funded insurance and benefit programs.

Given these concerns, protection from genetic discrimination is at the top of many analysts and advocates agendas. Review of current policies suggests that existing protections are limited. At the federal level, the Rehabilitation Act of 1973 and the Americans With Disabilities Act (ADA) of 1990 prohibit employment discrimination on the basis of disability. *Disability* is defined to include both actual disabilities and conditions that are perceived as being disabilities. The Rehabilitation Act of 1973 applies to federal employers, contractees, and grantees. Although no cases involving genetic discrimination have been decided under the Rehabilitation Act, the law has been held to apply in cases involving discrimination based not on the employee's present condition but on the employer's fear that at some time in the future the employee's real or perceived disability may affect his or her ability to perform the job adequately or safely.

The ADA applies the employment discrimination provisions of the Rehabilitation Act to all private sector employers with 15 or more employees. The ADA limits inquiries about health or medical conditions in several ways. It prohibits all preemployment inquiries and medical examinations except examinations conducted after a job offer has been made. The examination may include all types of tests, including genetic tests. However, the results of the tests may not be used to exclude an individual from the job unless the exclusion is shown to be job-related, consistent with business necessity, and not amenable to reasonable accommodation (29 C.F.R. 1630.14(b)(3)).

The ADA's impact on health insurance is intentionally limited. Indeed, under the ADA, an insurer is free to limit benefits on the basis of demonstrable risk as long as no state law prohibits such discrimination. Further, an employer or other entity covered by the ADA may limit the insurance coverage provided to its employees without violating the provisions of this law. As long as the employer provides the same coverage to all employees, there is no requirement that the insurance covers services needed for a specific disability. In general, the federal government leaves regulation of the insurance industry largely to the states.

All states have laws prohibiting employment discrimination on the basis of handicap; many define handicap broadly enough to extend protection to people regarded as being impaired because they are at risk of developing a genetic disease. In addition to the laws common to all or most states, a small but growing number of states have laws that specifically restrict the use of genetic information by employers or insurers.

Given the limited protection from genetic discrimination currently offered by federal and state laws, the Joint Working Group on the Ethical, Legal, and Social Implications in Human Genome Research (ELSI) developed recommendations to prevent the negative impact of genetic information on access to insurance. The working group expressed concerns that genetic discrimination is not mentioned specifically in the ADA and the law does not protect carriers of genetic diseases from employment discrimination. In regard to health insurance, ELSI recently published a series of recommendations to address concerns that access to health care may be denied or preexisting conditions excluded from coverage. The group listed the following recommendations in its report: "Information about past, present, or future health status, including genetic information, should not be used to deny health care coverage or service to anyone."

SOURCES: J.M. Miller, "Genetic Testing and Insurance Classification: National Action Can Prevent Discrimination Based on the 'Luck of the Genetic Draw,'" *Dickinson Law Review* 93:729-757, 1989; National Center for Human Genome Research, "Insurance Task Force Makes Recommendations," *Human Genome News* 5(2):1-2 July 1993; M.R. Natowicz, J.K. Alper, and J.S. Alper, "Genetic Discrimination and the Law," *American Journal of Human Genetics* 50:465-475, 1992; H. Ostrer, W. Allen, L.A. Crandall, et al., "Insurance and Genetic Testing: Where Are We Now?" *American Journal of Human Genetics* 52:565-577, 1993.

Subjective burden—the family’s distress over the pain and altered life prospects of their mentally ill relative—is exacerbated by these stigmatizing events. Reactions to perceived social censure become intertwined with responses to the sorrows and demands of the illness itself. Emotional reactions to major mental illness in a family member frequently include bewilderment, fear, denial, self-blame, sorrow, grieving, and empathic suffering. The added perception of stigma may elicit rage and resentment or intensify depression and social withdrawal (38).

It is on this stage of stigmatization and discrimination that the social influence of genetic models of mental disorders will play out. What is or will be the result of the co-mingling of public perceptions of genetics and mental disorders? Although few research data address this issue, workshop participants and other commentators describe the complex blend of views. On an undercurrent of fear, many primary and secondary consumers express relief and optimism concerning genetic research of mental disorders.

I think it’s a complex issue but if you look at the kind of stigma that is most painful to people who have chronic psychiatric disabilities, discovering the scientific substrate and the underpinnings of these disorders has been profoundly destigmatizing, I would say, in the last decade. And I think it will continue to function that way (5).

Clinicians echo this perception, as the words of Dr. Raymond DePaulo show (20):

Families . . . do express fears. But I think, by and large, they’re greatly relieved right now that we’re seriously going at this enterprise. And they take hope, not just from the fact that Freud was wrong and it isn’t mother’s fault, but even more from the fact that people are seriously working on finding the causes of these disorders.

Many people with mental disorders and their families look forward to the results of genetic research, because it offers promise of improved understanding of their condition and hope for improved treatment (70). The very image of mental disorders as biological—genetic—is viewed as destigmatizing, thus offering comfort for some.

“Proliferation of biogenetic research findings. . . has somewhat softened the older prejudices against families (38).”

A note of caution was sounded at the OTANIMH workshop, in terms of the potential discriminatory consequences of genetic data and the backlash against research described above (10):

I think that it’s quite right that in general . . . families affected with mental disorders have a great belief in the value of research . . . [that it will] change their status for the better. And I think that’s a realistic and hopeful and good thing. I think that it must be tempered, however, by a realistic appraisal of the immediate impacts of that research. For instance, the results of research becoming diagnostic tools can have an immediate negative impact on them, let’s say, with employers or insurers or whatever, using the information in a discriminatory way. The other thing I would say is that. . . I think that there’s an issue of how research gets transmitted to the public as well. You know, I see a lot of people who are in cystic fibrosis groups or whatever, who are disillusioned at some level with research, with genetic research. It’s clearly true in mental disorders as well. . . I think that there has to be, within the research community, some recognition that crummy linkage studies have an impact and it’s not always so good.

Recognizing the destigmatizing influence of genetics research, one workshop participant evoked the lessons of history in his note of caution (15):

There’s a two-edged sword here. One of the roles of genetics in the 1980s has been to use genetics as a destigmatizing force. That is, the ability to say that there are genes involved in a disorder proves that it is more like heart disease or cancer because it’s a physical disorder. There’s something broken in your brain. In essence, it’s an assault on the Freudian determinism of parenting causing schizophrenia. That’s very powerful. But at the same time, we’ve got a carryover of genetic determinism from the past where, after all, in Germany, it was the folks with psychiatric disorders who were believed to have the disorders for genetic reasons who were the first victims of eugenics. . . So. . . we’ve got

a very strange mix of cross currents going on here. We've got one social current that says "We need genetics to de-stigmatize" but we seem to have forgotten the history that suggests that genetics can be used as a label effect—once that label is imposed, it sticks and can be used against the individual and family.

History teaches us that science and prejudice can combine in ways ruinous to people with stigmatized conditions and their families. The history of screening for sickle cell anemia in this country provides one example (64). Sickle cell anemia impairs red blood cell flow through the circulatory system, causing complications in organ systems throughout the body. This painful, incurable, and sometimes fatal genetic condition has a high incidence among African Americans, with one in 400 newborns having sickle cell anemia. One in 10 or 11 have the sickle cell trait. Individuals with the sickle cell trait have a normal and healthy life but if they marry another carrier can have a child with sickle cell disease. A massive screening program for sickle cell trait was undertaken in the 1970s, so that couples could be informed of their risks of having affected children. While at first glance, screening programs offered an inexpensive benefit to African American citizens—indeed, most laws were drafted and promoted by African American legislators at the height of the civil rights movement—early programs suffered from misinformation and discrimination against carriers. Some state statutes consistently contained blatant medical and scientific errors. Almost every state law failed to insist on using the most sensitive assay available. Controversy also focused on the racial distribution of sickle cell mutations and the target screening population. The laws were seen by many citizens as racist eugenic measures aimed at reducing the number of marriages between carriers and decreasing the number of pregnancies at risk for affected children of a minority population. The fact that the programs were largely designed and operated by Caucasians fueled fears of genocide. Most state laws failed to provide adequate education and counseling for persons with sickle cell anemia or the trait. Those diagnosed with sickle cell trait were often told they should not

have children, that childbirth would be hazardous, or other untruths. State laws also failed to provide public education to guard against discrimination and stigmatization. Stories of job and insurance discrimination multiplied as screening programs proliferated. Other screening programs have had similar consequences for the insurability and employability of those identified as predisposed to genetic conditions (51).

The eugenics movement earlier this century offers an even more terrifying example of the potentially dangerous mix between genetics and prejudice against mental disorders. In Nazi Germany and the United States, people with mental disorders were among the initial targets of eugenic policies (22,26,30,45). A number of scientific discoveries planted the seeds of eugenic policies in the 19th and 20th centuries. Sir Francis Galton, a cousin of Darwin who coined the term *eugenics*, observed that many accomplished men of his day were linked by bloodlines, which led to his belief that proper matings could produce a race with enhanced intellectual, behavioral, and physical characteristics—positive eugenics. In addition, Galton and others developed statistical techniques that permitted the quantitative analysis of inherited traits. Social, political, and economic factors fertilized the growth of the eugenics movement. National attention was increasingly focused on social issues of unemployment, criminality, prostitution, and chronic alcoholism. Also, concerns arose that increased immigration from southern and eastern Europe was drawing the United States away from its "Anglo-Saxon superiority."

Public policies executed these scientific and social developments. At the federal level, eugenic policies took the form of increasingly restrictive immigration laws. Eugenists, asserting the simple inheritance of such traits as lunacy, epilepsy, alcoholism, pauperism, criminality, and feeble-mindedness, proffered scientific rationales for excluding individuals from entry to the United States. While authentic advances in genetics seeded the eugenics movement, they provided no evidence for the simple inheritance of the traits mentioned above. Eugenic considerations also

prompted states to enact laws regarding compulsory sterilization. In 1907, Indiana passed the first law legalizing the compulsory sterilization of inmates at the state reformatory. By 1931, 30 states had passed compulsory sterilization laws applying to individuals categorized as feeble-minded, alcoholic, epileptic, sexually deviant, or mentally ill. Individuals with mental disorders made up half of the 64,000 persons in this country sterilized for eugenic reasons between 1907 and 1964. When eugenic sterilization laws were challenged in 1927, the U.S. Supreme Court ruled the practice constitutional.

Many consider that the current application of immigration and compulsory sterilization laws suggests that eugenics is no longer a major concern. Furthermore, the understanding that mental disorders do not have a simple genetic basis and that nongenetic factors play an important role would seem to limit the potential of eugenic policies. Perhaps most important, American repulsion by the Nazi legacy and the emphasis in this country on individual reproductive rights also make state-determined eugenic policies unlikely. But, as noted above, indirect pressure not to have children may well come to bear on individuals seen to have a greater genetic risk of mental disorders; society may brand them irresponsible or immoral for transmitting disorders to their children. And eugenic policies are moving forward abroad. In China, a draft law on “eugenics and health protection” presented to the Eighth National People’s Congress (NPC) in 1993 proposed that people with diseases such as mental illness “which can be passed on through birth” be banned from marrying (21).

SUMMARY AND CONCLUSIONS

People with mental disorders and their families participate in research, benefit from its results, and feel the impact of its social dissemination. Workshop participants discussed these clinical and social implications of research of the genetics of mental disorders. At least three issues stand at the fore of any attempt to bridge the gap between research and society: family involvement, the

nature of mental disorders, and the need for education.

Involvement of family members. Historically, ethical guidelines and public policy largely have focused on the well-being of the individual, as research participant, consumer of clinical services, and member of society. Genetic research broadens this approach, extending the circle of concern to family members in addition to the afflicted individual. Family members are necessary participants in research raising issues around consent and confidentiality. Family members often seek information on genetic status, which raises potential conflicts. Any social effect of genetic research—for example, its use to limit access to health care—will obtrude on individuals with mental disorders and family members alike. While workshop participants recognized the potential clash of interests between family members and affected individuals, many expressed the belief that a framework of benevolence could lead to relevant guidance for research, clinical practice, and public policy-developments that are sorely needed.

The nature of mental disorders. Two features of mental disorders color genetic research and its translation into practice and policy. First, mental disorders can sometimes circumscribe an individual’s decisionmaking ability. The impact of some mental disorder symptoms raises issues around informed consent for research participation and informed clinical decisionmaking. Advocating the importance of individual autonomy, workshop panelists strongly asserted the need to take seriously and perhaps foster further guidelines and policies that increase the meaningful participation of people with mental disorders in research and clinical care, so as to better protect their rights and well-being.

The second feature of mental disorders that permeates genetic research is the stigma attached to these conditions. The ignorance and negative attitudes attached to mental disorders encumber research and clinical care, heightening concerns about confidentiality. The stigma also drives support for this research among many consumers,

and, paradoxically, could fuel its abusive application. This social reality animates the final issue put forth by workshop participants: the need for education.

Educational needs extend to several spheres. Researchers and individuals participating in the review of research need information about the clinical and ethical issues raised by research of the genetics of mental disorders. Mental health care providers need information about the genetics of mental disorders and the practice of delivering such information to requesting consumers. Similarly, genetic counselors need information on the nature, diagnosis, and treatment of mental disorders. Finally, society at large needs information about the nature of genetics and mental disorders, in order to diminish fears and stigmatization and to help inoculate against discriminatory policies.

CHAPTER 3 REFERENCES

1. Allen, W., and Ostrer, H., "Anticipating Unfair Uses of Genetic Information," *American Journal of Human Genetics* 53:16-21, 1993.
2. Andrews, L. B., "Legal Aspects of Genetic Information," *The Yale Journal of Biology and Medicine* 64:29-40, 1991.
3. Appelbaum, P. S., A.F. Zeleznik Professor of Psychiatry and Director, Law and Psychiatry Program, University of Massachusetts Medical Center, Worcester, MA, personal communication, July 11, 1994.
4. Bartels, D. M., LeRoy, B. S., and Caplan, A.L. (eds.), *Prescribing Our Future: Ethical Challenges in Genetic Counseling* (New York, NY: Aldine de Gruyter, 1993).
5. Bean, M. A., Vice President, Virginia Alliance for the Mentally Ill, and Chair, Virginia Mental Health Consumers' Association, Richmond, VA, remarks at "Understanding the Role of Genetic Factors in Mental Illness: Bridging the Gap Between Research and Society," a workshop sponsored by the Office of Technology Assessment and the National Institute of Mental Health, Washington, DC, Jan. 21-22, 1993.
6. Bean, M. A., Vice President, Virginia Alliance for the Mentally Ill, and Chair, Virginia Mental Health Consumers' Association, Richmond, VA, personal communication, July 21, 1994.
7. Berg, K., and Kirch, D.G., National Institute of Mental Health, National Institutes of Health, "Genetic Counseling in Psychiatry," draft, 1992.
8. Biesecker, B. B., Genetic Counselor, National Center for Human Genome Research, National Institutes of Health, Bethesda, MD, remarks at "Understanding the Role of Genetic Factors in Mental Illness: Bridging the Gap Between Research and Society," a workshop sponsored by the Office of Technology Assessment and the National Institute of Mental Health, Washington, DC, Jan. 21-22, 1993.
9. Billings, P.R., Kohn, M. A., de Cuevas, M., et al., "Discrimination as a Consequence of Genetic Testing," *American Journal of Human Genetics* 50:476-482, 1992.
10. Billings, P. R., Chief Medical Officer, Department of Veterans' Affairs Medical Center, Palo Alto, CA, remarks at "Understanding the Role of Genetic Factors in Mental Illness: Bridging the Gap Between Research and Society," a workshop sponsored by the Office of Technology Assessment and the National Institute of Mental Health, Washington, DC, Jan. 21-22, 1993.
11. Blair, D. M. B., "Lifting the Genealogical Veil: A Blueprint for Legislative Reform of the Disclosure of Health-Related Information in Adoption," *North Carolina Law Review* 70: 681-779, 1992.
12. Burgmann, F. D., Executive Vice President, National Depressive and Manic-Depressive Association, Chicago, IL, personal communication, July 30, 1994.
13. Clements, M., "What We Say About Mental Illness," *Parade Magazine*, Oct.31, 1993, pp. 4-6.
14. Conneally, P. M., Distinguished Professor of Medical Genetics and Neurology, Indiana

- University School of Medicine, Indianapolis, IN, remarks at "Understanding the Role of Genetic Factors in Mental Illness: Bridging the Gap Between Research and Society," a workshop sponsored by the Office of Technology Assessment and the National Institute of Mental Health, Jan. 21-22, 1993.
15. Cook-Deegan, R. M., Director, Division of Bio-Behavioral Sciences and Mental Disorders, Institute of Medicine, Washington, DC, remarks at "Understanding the Role of Genetic Factors in Mental Illness: Bridging the Gap Between Research and Society," a workshop sponsored by the Office of Technology Assessment and the National Institute of Mental Health, Washington, DC, Jan. 21-22, 1993.
 16. Cook-Deegan, R. M., *The Gene Wars: Science, Politics, and the Human Genome* (New York, NY: W.W. Norton & Co., 1994).
 17. Coverdale, J. H., Bayer, T. L., McCullough, L. B., et al., "Respecting the Autonomy of Chronic Mentally Ill Women in Decisions About Contraception," *Hospital and Community Psychiatry* 44:671-674, 1993.
 18. Cox, D. R., Professor, School of Medicine, Stanford University, Palo Alto, CA, remarks at "Understanding the Role of Genetic Factors in Mental Illness: Bridging the Gap Between Research and Society," a workshop sponsored by the Office of Technology Assessment and the National Institute of Mental Health, Washington, DC, Jan. 21-22, 1993.
 19. DeLisi, L. E., Professor of Psychiatry, Research Foundation SUNY, remarks at "Understanding the Role of Genetic Factors in Mental Illness: Bridging the Gap Between Research and Society," a workshop sponsored by the Office of Technology Assessment and the National Institute of Mental Health, Washington, DC, Jan. 21-22, 1993.
 20. DePaulo, J. R., Associate Professor, Johns Hopkins University, School of Medicine, Baltimore, MD, remarks at "Understanding the Role of Genetic Factors in Mental Illness: Bridging the Gap Between Research and Society," a workshop sponsored by the Office of Technology Assessment and the National Institute of Mental Health, Washington, DC, Jan. 21-22, 1993.
 21. Dickson, D., "Concern Grows Over China's Plans To Reduce Number of 'Inferior Births,'" *Nature* 367:3, 1994.
 22. Duster, T., *Backdoor to Eugenics* (New York, NY: Routledge, 1990).
 23. Elmer-Dewitt, P., "The Genetic Revolution," *Time*, Jan. 17, 1994, pp. 46-53.
 24. Flynn, L., Executive Director, National Alliance for the Mentally Ill, Arlington, VA, remarks at "Understanding the Role of Genetic Factors in Mental Illness: Bridging the Gap Between Research and Society," a workshop sponsored by the Office of Technology Assessment and the National Institute of Mental Health, Washington, DC, Jan. 21-22, 1993.
 25. Frankel, M. S., and Teich, A.H. (eds.), *The Genetic Frontier: Ethics, Law, and Policy* (Washington, DC: American Association for the Advancement of Science, 1993).
 26. Garver, K. L., and Garver, B., "Eugenics: Past, Present, and Future," *American Journal of Human Genetics* 49: 1109-1118, 1991.
 27. Gershon, E. S., "Genetics," *Manic-Depressive Illness*, F.K. Goodwin and K.R. Jamison (New York, NY: Oxford University Press, 1990).
 28. Gershon, E., Chief, Clinical Neurogenetics Branch, National Institute of Mental Health, National Institutes of Health, Bethesda, MD, remarks at "Understanding the Role of Genetic Factors in Mental Illness: Bridging the Gap Between Research and Society," a workshop sponsored by the Office of Technology Assessment and the National Institute of Mental Health, Washington, DC, Jan. 21-22, 1993.
 29. Gottesman, I.I., *Schizophrenia Genesis: The Origins of Madness* (New York, NY: W.H. Freeman, 1991).
 30. Gottesman, I.I., Professor, University of Virginia, Charlottesville, VA, remarks at "Understanding the Role of Genetic Factors in Mental Illness: Bridging the Gap Between Research and Society," a workshop sponsored by the Office of Technology Assessment and

52 | Mental Disorders and Genetics: Bridging the Gap Between Research and Society

- the National Institute of Mental Health, Washington, DC, Jan. 21-22, 1993.
31. Gottesman, I. I., "Schizophrenia Epigenesis: Past, Present, and Future," *Acta Psychiatrica Scandinavica*, in press.
 32. Grisso, T., and Appelbaum, P. S., "Mentally Ill and Non-Mentally-Ill Patients' Abilities To Understand Informed Consent Disclosures for Medication," *Law and Human Behavior* 15:377-388, 1991.
 33. Grunebaum, H. U., Abemethy, V. D., Rofman, E. S., et al., "The Family Planning Attitudes, Practices, and Motivations of Mental Patients," *American Journal of Psychiatry* 128: 740-744, 1971.
 34. Honberg, R., Legal Advocate, National Alliance for the Mentally Ill, Arlington, VA, remarks at "Understanding the Role of Genetic Factors in Mental Illness: Bridging the Gap Between Research and Society," a workshop sponsored by the Office of Technology Assessment and the National Institute of Mental Health, Washington, DC, Jan. 21-22, 1993.
 35. Institute of Medicine, *Assessing Genetic Risks: Implications for Health and Social Policy* (Washington, DC: National Academy Press, 1993).
 36. Jamison, K. R., *Touched With Fire* (New York, NY: The Free Press, 1993).
 37. Keller, E. F., "Nature, Nurture, and the Human Genome Project," *The Code of Codes: Scientific and Social Issues in the Human Genome Project*, D.J. Kevles and L. Hood (eds.) (Cambridge, MA: Harvard University Press, 1992).
 38. Lefley, H. P., "The Stigmatized Family," *Stigma and Mental Illness*, P.J. Fink and A. Tasman (eds.) (Washington, DC: American Psychiatric Press, Inc., 1992).
 39. Link, B. G., "Understanding Labeling Effects in the Area of Mental Disorders: An Assessment of the Effects of Expectations of Rejection," *American Sociological Review* 52:96-112, 1987.
 40. Maddox, J., "Willful Public Misunderstanding of Genetics," *Nature* 364:281, 1993.
 41. March of Dimes Birth Defects Foundation, *Genetic Testing and Gene Therapy: National Survey Findings*, Washington, DC, September 1992.
 42. Marks, J. H., Director, Human Genetics Program, Sarah Lawrence College, Bronxville, NY, remarks at "Understanding the Role of Genetic Factors in Mental Illness: Bridging the Gap Between Research and Society," a workshop sponsored by the Office of Technology Assessment and the National Institute of Mental Health, Washington, DC, Jan. 21-22, 1993.
 43. McGuffin, P., Owen, M.J., O'Donovan, M. C., et al., *Seminars in Psychiatric Genetics* (London, England: Gaskell, 1994).
 44. McCullough, L. B., Coverdale, J., Bayer, T., et al., "Ethically Justified Guidelines for Family Planning Interventions To Prevent Pregnancy in Female Patients With Chronic Mental Illness," *American Journal of Obstetrics and Gynecology* 167: 19-25, 1992.
 45. Meyer, J.-E., "The Fate of the Mentally Ill in Germany During the Third Reich," *Psychological Medicine* 18:575-581, 1988.
 46. Murray, R.J., Jr., Professor, Howard University College of Medicine, Washington, DC, remarks at "Understanding the Role of Genetic Factors in Mental Illness: Bridging the Gap Between Research and Society," a workshop sponsored by the Office of Technology Assessment and the National Institute of Mental Health, Washington, DC, Jan. 21-22, 1993.
 47. National Organization on Disability, "Public Attitudes Toward People With Disabilities," survey conducted by Louis Harris and Associates, Inc. (Washington, DC: 1991).
 48. Natowicz, M. R., Alper, J. K., and Alper, J. S., "Genetic Discrimination and the Law," *American Journal of Human Genetics* 50:465-475, 1992.
 49. Nelkin, D., "The Social Power of Genetic Information," *The Code of Codes: Scientific and Social Issues in the Human Genome Project*, D.J. Kevles and L. Hood (eds.) (Cambridge, MA: Harvard University Press, 1992).

50. Nelkin, D., Professor, New York University, New York, NY, remarks at "Understanding the Role of Genetic Factors in Mental Illness: Bridging the Gap Between Research and Society," a workshop sponsored by the Office of Technology Assessment and the National Institute of Mental Health, Washington, DC, Jan. 21-22, 1993.
51. Nelkin, D., and Tancredi, L., *Dangerous Diagnostics: The Social Power of Biological Information*, 2nd Ed. (Chicago, IL: University of Chicago Press, 1994).
52. Nelkin, D., and Lindee, S., *The Imagined Gene: DNA in American Popular Culture* (New York, NY: W.H. Freeman, in press).
53. Packer, S., "Family Planning for Women With Bipolar Disorder," *Hospital and Community Psychiatry* 43:479-481, 1992.
54. Restinas, J., "The Impact of Prenatal Technology Upon Attitudes Toward Disabled Infants," *Research in the Sociology of Health Care* 9:75-102, 1991.
55. Schulz, P. M., Schulz, S. C., Dibble, E., et al., "Patient and Family Attitudes About Schizophrenia: Implications for Genetic Counseling," *Schizophrenia Bulletin* 8:504-513, 1982.
56. Shore, D., Berg, K., Wynne, D., et al., "Legal and Ethical Issues in Psychiatric Genetic Research," *American Journal of Medical Genetics (Neuropsychiatric Genetics)* 48: 17-21, 1993.
57. Shore, D., Director, Schizophrenia Research Branch, National Institute of Mental Health, Rockville, MD, remarks at "Understanding the Role of Genetic Factors in Mental Illness: Bridging the Gap Between Research and Society," a workshop sponsored by the Office of Technology Assessment and the National Institute of Mental Health, Washington, DC, Jan. 21-22, 1993.
58. Suter, S. M., "Whose Genes Are These Anyway?": Familial Conflicts Over Access to Genetic Information," *Michigan Law Review* 91: 1854-1908, 1993.
59. Targum, S. D., Dibble, E. D., Davenport, Y. B., et al., "The Family Attitudes Questionnaire: Patients' and Spouses' Views of Bipolar Illness," *Archives of General Psychiatry* 38: 562-568, 1981.
60. Torrey, E. F., Bowler, A. E., Taylor, E. H., et al., *Schizophrenia and Manic-Depressive Disorder: The Biological Roots of Mental Illness as Revealed by the Landmark Study of Identical Twins* (New York, NY: Basic Books, 1994).
61. Tsuang, M. T., "Genetic Counseling for Psychiatric Patients and Their Families," *American Journal of Psychiatry* 135: 1465-1475, 1978.
62. Tsuang, M.T., and Faraone, S. V., *The Genetics of Mood Disorders* (Baltimore, MD: The Johns Hopkins University Press, 1990).
63. U.S. Congress, Office of Technology Assessment, *The Biology of Mental Disorders*, OTA-BA-538 (Washington, DC: U.S. Government Printing Office, September 1992).
64. U.S. Congress, Office of Technology Assessment, *Cystic Fibrosis and DNA Tests: Implications of Carrier Screening*, OTA-BA-532 (Washington, DC: U.S. Government Printing Office, August 1992).
65. U.S. Congress, Office of Technology Assessment, *Biomedical Ethics in U.S. Public Policy-Background Paper*, OTA-BP-BBS-105 (Washington, DC: U.S. Government Printing Office, June 1993).
66. U.S. Congress, Office of Technology Assessment, *Psychiatric Disabilities, Employment, and the Americans With Disabilities Act*, OTA-BP-BBS-124 (Washington, DC: U.S. Government Printing Office, March 1994).
67. U.S. Department of Energy, Los Alamos Science, *The Human Genome Project* Number 20, 1992.
68. U.S. Department of Health, Education, and Welfare, National Commission for the Protection of Human Subjects of Biomedical and Behavioral Research, *The Belmont Report: Ethical Principles and Guidelines for the Protection of Human Subjects of Research*

54 | Mental Disorder' sand Genetics: Bridging the Gap Between Research and Society

- (Washington, DC: U.S. Government Printing Office, 1978).
59. U.S. Department of Health and Human Services, National Institutes of Health, Office for the Protection from Research Risk, *Human Genetic Research* 1993.
70. Wahl, O.F., and Harman, C.R., "Family Views of Stigma," *Schizophrenia Bulletin* 15:131-139, 1989.

Appendix A: Workshop Participants' A

Understanding the Role of Genetic Factors in Mental Illness:
Bridging the Gap Between Research and Society, January 21-22, 1993

**Herbert Paroles
(Workshop Chair)**
College of Physicians and
Surgeons
Columbia University
New York, NY

Mary Ann Bean
Virginia Mental Health
Consumers' Association
National Alliance for the
Mentally Ill
Richmond, VA

Barbara Bowles Biesecker
National Center for Human
Genome Research
National Institutes of Health
Bethesda, MD

Paul R. Billings
California Pacific Medical
Center
San Francisco, CA

P. Michael Conneally
Indiana University School of
Medicine
Indianapolis, IN

Robert M. Cook-Deegan
Institute of Medicine
Washington, DC

David R. Cox
University of California,
San Francisco
San Francisco, CA

Lynn E. DeLisi
Research Foundation SUNY
Stony Brook, NY

J. Raymond DePaulo
Johns Hopkins University
Baltimore, MD

Laurie Flynn
National Alliance for the
Mentally Ill
Arlington, VA

Susan Folstein
Johns Hopkins University
Baltimore, MD

¹ Listed affiliation at the time of the workshop.

NOTE: OTA appreciates and is grateful for the valuable assistance provided by the workshop participants. The workshop participants do not, however, necessarily approve, disapprove, or endorse this report. OTA assumes full responsibility for the background paper and the accuracy of its contents.

56 | Mental Disorders and Genetics: Bridging the Gap Between Research and Society

Elliot S. Gershon

National Institute of Mental
Health
National Institutes of Health
Bethesda, MD

Conrad Gilliam

College of Physicians and
Surgeons
Columbia University
New York, NY

Alison Goate

Washington University
St. Louis, MO

Irving 1. Gottesman

University of Virginia
Charlottesville, VA

Ron Honberg

National Alliance for the
Mentally Ill
Arlington, VA

Joan H. Marks

Sarah Lawrence College
Bronxville, NY

Robert F. Murray, Jr.

Howard University
Washington, DC

Dorothy Nelkin

New York University
New York, NY

Neil J. Risch

Yale University School of
Medicine
New Haven, CT

S. Charles Schulz

Case Western Reserve University
Cleveland, OH

David Shore

National Institute of Mental
Health
National Institutes of Health
Bethesda, MD

Ming T. Tsuang

Harvard School of Medicine
Brockton West Roxbury VA
Medical Center
Brockton, MA

Michelle Walsh

National Depressive and
Manic-Depressive Association
Chicago, IL

Myrna Weissman

College of Physicians and
Surgeons
New York State Psychiatric
Institute
Columbia University
New York, NY

Appendix B: Acknowledgments

B

review of a draft of this background paper.

Paul S. Applebaum

University of Massachusetts
Medical Center
Worcester, MA

Mary Ann Bean

Virginia Mental Health
Consumers' Association
National Alliance for the
Mentally Ill
Richmond, VA

Barbara Bowles Biesecker

National Center for Human
Genome Research
National Institutes of Health
Bethesda, MD

Frank D. Burgmann

National Depressive and
Manic-Depressive Association
Chicago, IL

P. Michael Conneally

Indiana University School of
Medicine
Indianapolis, IN

Robert M. Cook= Deegan

Institute of Medicine
Washington, DC

Lynn E. DeLisi

Research Foundation SUNY
Stony Brook, NY

J. Raymond DePaulo

Johns Hopkins University
Baltimore, MD

Susan Folstein

New England Medical Center
Boston, MA

Elliot S. Gershon

National Institute of Mental
Health
National Institutes of Health
Bethesda, MD

Alison Goate

Washington University
St. Louis, MO

¹ Current affiliation listed.

